

City of South Pasadena

FISCAL YEAR 2024-2025

ADOPTED ANNUAL BUDGET



About South Pasadena

The City of South Pasadena is located approximately six miles northeast of downtown Los Angeles, between the cities of Pasadena, San Marino, Los Angeles and Alhambra. It has a population of 26,273. Founded in 1874 by the Indiana Colony, the City was incorporated as a General Law city of the State of California on March 2, 1888. South Pasadena is known for its tree-lined streets, historic California Craftsman-style homes, unique small businesses and its outstanding public schools. This small-town atmosphere makes South Pasadena one of California's most desirable locations. South Pasadena has quality education, a strong religious community, an extensive network of parks and a rich architectural heritage. Dynamic civic organizations, a population of ethnic and cultural diversity, and a vital seniors' group further enrich our small-town quality of life. Small, proud and independent, the City of South Pasadena has battled for a hundred years to preserve its status as a distinct—and distinctive—community. South Pasadena possesses a full-service City government that provides high-quality services in general administration, police, fire, library, public works, community development, and redevelopment projects.



City History

In early 1874, the area that is now South Pasadena was a part of the San Gabriel-Orange Grove Association. In 1875, the stockholders of the association voted to name their town Pasadena and just three years later, residents living in the southern portion of Pasadena considered themselves South Pasadenans.

In February of 1888, in order to control their own territory, South Pasadenans voted eighty-five to twenty-five for incorporation. A board of trustees was elected and Ammon B. Cobb was appointed as the first marshal, with Marshal B. Selmen as his deputy.

On March 2, 1888, South Pasadena officially incorporated with a population of slightly over 500.

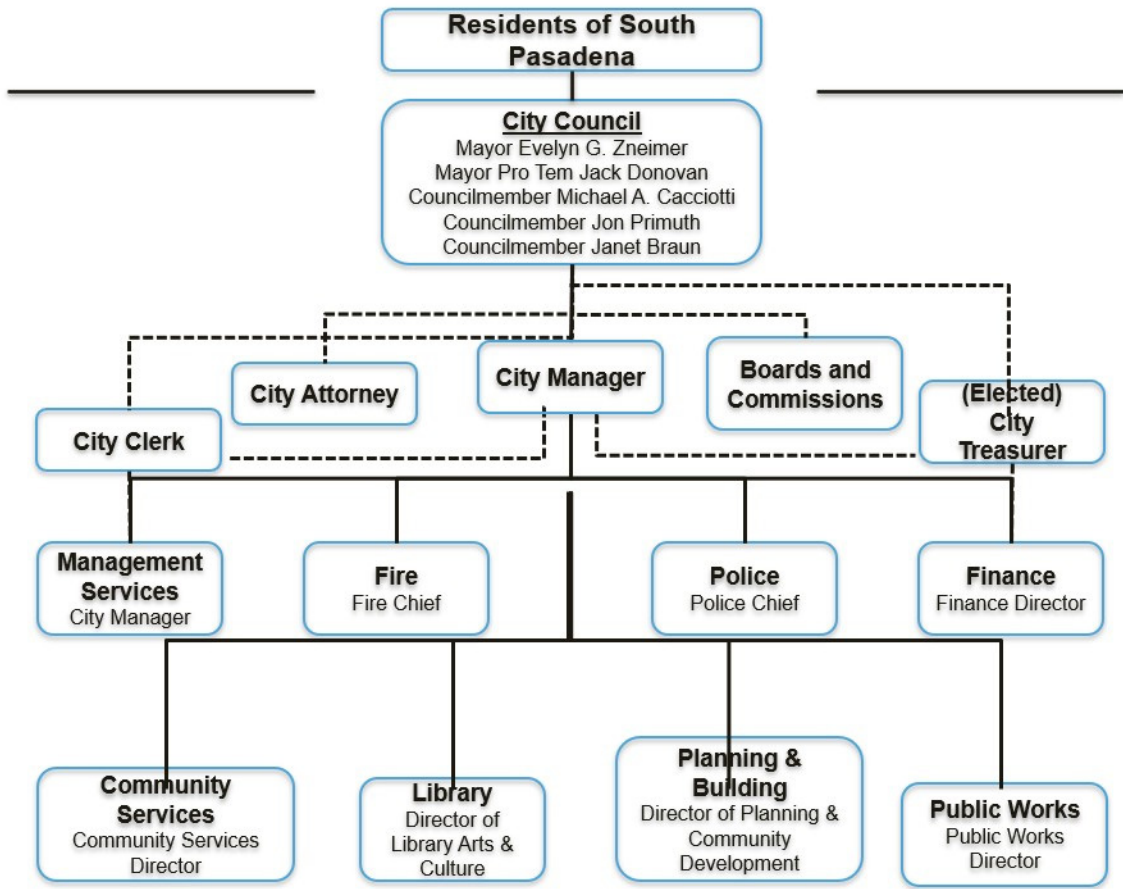
The City's boundaries established in 1889 are essentially the same today. South Pasadena consists of 3.44 square miles of prime residential property. In 1876, unimproved land with water was selling from \$75 to \$150 an acre. Today a vacant lot in South Pasadena can be sold for more than \$200,000.

Few cities in California are better recognized for the quality of its small-town atmosphere and rich legacy of intact late 19th and early 20th century neighborhoods and residences. South Pasadena also has a strong claim to having the oldest and most historic sites in the San Gabriel Valley. For many centuries, its adjacency to a natural fording place along the Arroyo Seco had served as a gateway to travel and commerce for aboriginal peoples here and along the coast. It was here that Hahamognas greeted Portola and the missionaries who later established the San Gabriel Mission a few miles to the west.

The initial buildings on the Rancho San Pascual, which subsequently gave birth to the Cities of Pasadena, South Pasadena and Altadena, were built here. The first of these adobe structures became headquarters for General Flores and his staff in 1847 where they agreed to surrender to American forces, ending Mexican Colonial rule in California.

In 1888, South Pasadena incorporated the southern portion of the Indiana Colony and land south and eastward to the Los Angeles border, becoming the sixth municipality in Los Angeles County. With the establishment of the Raymond Hotel and the Cawston Ostrich Farm, the small community was able to attract tourists and increasingly large waves of new residents to the Pasadena area in the late 19th and early 20th Centuries. With completion of the Pacific Electric Short Line, putting the entire city within easy walking distance of the "red car" stations, South Pasadena also became one of the first suburbs of Los Angeles. It is now certainly one of the best-preserved cities, maintaining a small-town quality and humanity in the scale of its buildings, its residential streetscapes and historic commercial core.

Municipal Organizational Chart



City Manager's Budget Message Fiscal Year 2024-25

August 21, 2024

Honorable Mayor and City Council Members,

It is my privilege to present the Fiscal Year 2024-2025 Annual Budget for the City of South Pasadena. This budget reflects our continued commitment to transparency, financial prudence, and strategic resource allocation to enhance the quality of life for our residents.

Overview

The City of South Pasadena adopts a comprehensive Annual Budget for all governmental funds, including the General Fund, Enterprise Funds, Special Funds, and Internal Service Funds. The adopted budget supports 171 full-time employee positions and provides resources needed to support delivery of public services, including Police, Fire, Public Works and other governmental services. This budget process, which began in March 2024, has involved extensive collaboration among all departments, with input from the Finance Commission, ensuring a thorough evaluation of both revenues and expenditures to meet the City's needs for the upcoming fiscal year.

Budget Process

The FY 2024-2025 budget builds on the zero-based budgeting approach introduced in the previous fiscal year. This method required each department to justify every line item from scratch, promoting a leaner and more efficient budget. The process included departmental meetings, revenue and expenditure analyses, and community budget study sessions to gather input from our residents.

The adopted budget includes strategic reductions across various departments and targeted investments in critical areas. These strategic reductions are part of a longer-term process to maintain the City's fiscal sustainability. In the upcoming fiscal year, staff will continue to be good stewards of the City's resources, monitoring and evaluating expenditures on an ongoing basis while exploring new sources of revenue to bridge gaps, intending not to compromise essential city services.

Community Engagement

We held several community budget study sessions, which provided valuable insights and feedback. These sessions were conducted on:

- May 9, 2024, at 9:00 AM (City Council Chambers)
- May 9, 2024, at 12:00 PM (via Zoom)
- May 13, 2024, at 6:00 PM (Library Community Room)
- June 12, 2024, at 1:00 PM (City Council Chambers)

Additionally, the public was invited to comment at the following meetings:

- April 24, 2024 (Special Joint Finance Commission & City Council Meeting)
- May 30, 2024 (Finance Commission Meeting)
- June 5, 2024 (Special Joint Finance Commission & City Council Meeting)
- June 17, 2024 (Special Joint Finance Commission & City Council Meeting)
- June 27, 2024 (Special Joint Finance Commission & City Council Meeting)
- July 16, 2024 (Finance Commission Meeting)
- July 23, 2024 (Finance Commission Meeting)
- July 31, 2024 (Special Joint Finance Commission and City Council Meeting)

An extensive budget survey garnered over 90 responses and further informed our budget decisions.

Strategic Directives

Key strategic directives were provided to the Executive Team, focusing on:

- Professional Services: Evaluating and conservatively budgeting for necessary contractual services to complete outstanding projects.
- Staffing Needs: Conducting a thorough evaluation, including temporarily freezing some positions to assess workloads and capacities.
- Travel and Training: Reducing citywide travel and training accounts, maintaining funding only for essential activities.
- Landscaping, Lighting, and Maintenance District (LLMD): Allocating funds for the LLMD.
- Technology Upgrades: We are allocating \$90,000 to explore potential upgrades for a modern Enterprise Resource Program (ERP) for citywide operations.
- Financial Sustainability Reserve: Increasing this reserve to \$1,000,000 to provide a buffer for unanticipated expenses.

Departmental Highlights

The City Manager's Office has achieved several key strategic goals, of which many were internal, to manage the city's overall administration more effectively. Upcoming projects include enhancing community engagement and implementing new communication strategies. Management Services successfully managed human resources, information technology, and risk management functions, with future plans to update the city's IT infrastructure, improve employee training programs, and increase employee retention. Additionally, Management Services will continue working to evaluate our existing insurance portfolio. The Finance Department maintained fiscal discipline, ensuring balanced budgets and support for the operating departments. Upcoming initiatives involve implementing new financial management software and improving budget forecasting methods.

Community Services expanded recreational programs and services, increasing community participation and satisfaction. Plans for the next fiscal year include upgrading park facilities and enhancing senior citizen programs. The Community Development Department facilitated sustainable growth and development projects, streamlining permitting processes. Community Development will continue to focus on implementing the 6th Cycle Housing Element programs.

The Police Department enhanced public safety through community policing initiatives and advanced training programs. Upcoming projects focus on upgrading technology and equipment to improve law enforcement capabilities. The Fire Department improved emergency response times and expanded fire prevention education programs. Future plans include acquiring new firefighting equipment and enhancing disaster preparedness efforts.

The Library increased its programs and services, boosting community engagement and learning opportunities. It also leveraged grant funding for its programs, such as the Memory Lab, which furthers community engagement and historical preservation. Upcoming projects include expanding digital resources and renovating library facilities.

Financial Highlights

- General Fund Revenues: Projected at \$40,950,106, reflecting an increase due to higher Property Taxes, UUT, Sales Tax, and other revenues.
- General Fund Expenditures: Estimated at \$39,866,992, employee wages and benefits comprise 68% of General Fund expenditures.

Capital Improvement Program (CIP)

On June 17, 2024, a detailed discussion of the existing CIP took place, resulting in a reprioritization of project funding to utilize resources more effectively. The updated CIP list and priorities are included in the budget documents. The projects adopted to be funded in the CIP focus primarily on infrastructure projects.

State and Local Fiscal Recovery Funds (SLFRF)

Following Council direction, SLFRF funds have been allocated to approved CIP projects, and a Special Projects Reserve of \$3,207,408 has been established. Allocating this funding source to the CIP will allow the City to meet the deadline for the SLFRF funds, which is to allocate the funds for use by December 2024 and expend them by the end of 2026.

Challenges

While the budget is balanced and staff recommends adoption, staff is committed to ongoing review of expenditures and revenues to ensure the city remains in a fiscally responsible position. One of the critical challenges we face is the level of vacant positions. While it is expected to have some level of vacancies, the City's rate is above average.

As of July 31, 2024, there were thirty (30) vacant full-time positions citywide, including twelve (12) in Police and Fire, four (4) in Finance, and seven (7) in Public Works. This level of vacancies represents 17% of all full-time budgeted positions and will impact service delivery and implementation of our aggressive Capital Improvement Plan.

Conclusion

This budget represents the staff's continued efforts to ensure financial stability while meeting the needs of our community. It reflects a balanced approach, prioritizing strategic investments and maintaining essential services. I recommend the City Council adopt the FY2024/2025 fiscal year budget. While recommending adoption, it is important to note again that there needs to be a continuous review of expenditures and revenues to ensure the City ends the fiscal year in a strong fiscal position. As part of this process, staff will coordinate with the Finance Commission in areas within their purview.

I want to thank the City Council, city staff, Finance Commission and the South Pasadena residents for their support and collaboration in this budget process.

Sincerely,

A handwritten signature in cursive script that reads "Donald Penman".

Donald Penman

Interim City Manager

City of South Pasadena

FY 2024-25 ADOPTED BUDGET OVERVIEW

General Fund Operating Revenue History

The chart below summarizes the General Fund operating revenues from FY 2020-21 to the adopted FY 2024-25. The budgeted revenues for FY 2023-24 were estimated at \$39,563,231, but the revised estimate for June 30, 2024, is \$38,590,670. The adjusted estimate is due to the softening in sales taxes and a lower estimate of investment revenue within the Use of Money & Property category and the reclassification of revenues to the Asset Forfeiture Fund. The City is anticipating an increase to \$40,950,106 in FY 2024-25 due primarily to increases of \$992,069 in Property Taxes, \$399,693 in Utility Users Taxes, \$134,050 in Franchise Fees and \$145,851 in Other Revenues.

Revenue Category	Actual 2020/21	Actual 2021/22	Actual 2022/23	Adopted 2023/24	Estimated 2023/24	Adopted 2024/25
Property Taxes	16,773,318	17,906,070	18,728,374	19,700,384	19,756,301	20,692,452
Assessments & Special Taxes	347,931	364,223	395,801	375,149	406,000	420,000
Sales Taxes	5,132,645	6,096,613	6,523,428	6,478,033	6,215,543	6,316,170
Utility Users Taxes	3,738,531	3,875,268	4,431,072	4,352,462	4,478,377	4,752,155
Franchise Fees	1,200,408	1,289,532	1,301,778	1,271,477	1,221,147	1,405,527
License & Permits	808,280	814,081	870,974	796,200	815,933	849,463
Fines & Forfeitures	143,449	52,291	65,860	58,000	66,876	58,000
Use of Money & Property	4,788,970	(495,381)	514,439	1,345,014	1,037,694	1,048,715
Other Agencies	955,205	179,525	236,171	475,500	226,634	466,000
Current Services	3,079,621	3,836,129	4,342,013	4,141,520	3,703,137	4,226,280
All Other Revenues	183,717	250,501	99,472	86,108	179,645	231,959
Reimbursement From Other Funds	483,384	483,384	483,384	483,384	483,384	483,384
Total GF Revenues	37,635,460	34,652,238	37,992,765	39,563,231	38,590,670	40,950,106

General Fund FY 2023-2024 Projected Summary

The General Fund Balance starting July 1, 2023 was \$18,712,222. Revenues are \$38,590,670 and expenditures are expected to total \$34,651,894. Net transfers in of \$1,979,311 and reserve adjustments of \$2,782,958 leave a projected end balance for June 30, 2024 of \$21,847,351. The increase in transfers-in are due to the utilization of the State and Local Fiscal Recovery Fund (SLRF) to cover municipal service costs related to Public Safety, with the resulting savings being set aside in reserves. Transfers-out have decreased due to lower expenditures in Capital Improvement Plan (CIP) projects funded by the General Fund. The decrease in expenditures is attributed to vacancies affecting Wages & Benefits and lower Operations & Maintenance costs, including the use of reserves for the purchase of the Caltrans properties, the legal costs associated with the Caltrans 626 Prospective Litigation, as well as work on the Storm Water project.

General Fund		
Beginning Balance 07/01/23		\$ 18,712,222
Revenues		38,590,670
Expenditures		(34,651,894)
Transfers In		3,212,101
Transfers Out		(1,232,790)
Reserves Adjustment		(2,782,958)
Projected End Balance 6/30/24		\$ 21,847,351
Fund Balances reflect spendable (unassigned) balances and exclude reserves.		

General Fund FY 2023-2024 Projected Reserves

The projected General Fund reserves balance as of June 30, 2024, is \$7,370,449. This total reflects additions amounting to \$2,782,958 (net change in reserves) from various reserves, including the Storm Water Reserve, Caltrans Property Purchases, Caltrans 626 Prospective Litigation, Special Projects Reserve and the Stables CIP Reserve. The chart below reflects the specific projects in this designated with these reserve

General Fund Summary for FY 2023-2024 Projected

The General Fund balance as of July 1, 2024, is estimated to be \$21,847,351. For FY 2024- 25, revenues are projected at \$40,950, 106, while expenditures are expected to total \$39,866,992. With transfers out of \$767,074 and reserve adjustments of \$100,000, the projected ending balance for June 30, 2025, is \$22,063,391, resulting in an increase of \$216,040 to the General Fund balance by fiscal year end.

General Fund		
Beginning Balance 07/01/24		\$ 21,847,351
Revenues		40,950, 106
Expenditures		(39,866,992)
Transfers In		
Transfers Out		(767,074)
Reserves Adjustment		(100,000)
Projected End Balance 6/30/25		\$ 22,063,391
Fund Balances reflect spendable (unassigned) balances and exclude reserves.		

General Fund FY 2024-2025 Projected Reserves

The projected General Fund reserves balance as of June 30, 2025, is \$7,470,449. This total reflects an increase of \$100,000 in Financial Sustainability.

RESERVES FY 24-25

DESIGNATED RESERVES	Beginning Balance	Additions	Deletions	Ending Balance
Arroyo Golf Course / Bike Trail	600,000			600,000
CalTrans Vacant Lot Purchases	149,000			149,000
Legal Reserve	500,000			500,000
Library Expansion	200,000			200,000
Maint Yard / Comm. Ctr	267,067			267,067
Renewable Ener Sources Reserve	700,000			700,000
Storm Water	200,000			200,000
Financial Sustainability Reserve	900,000	100,000		1,000,000
Caltrans 626 Prospective Litigation	164,876			164,876
Vehicle Replacement Reserve	100,000			100,000
Special Projects Reserve	3,207,408			3,207,408
Mental Health Reserve	200,000			200,000
Stables CIP Reserve	182,098	-		182,098
Total:	7,370,449	100,000	-	7,470,449

General Fund Revenues

A majority of General Fund Revenues continue to come from Property and Sales Tax:

- \$21,112,452 (51%) comes from property taxes and special taxes
- \$6,316,170 (16%) from sales tax
- \$4,752,155 (11%) from utility users tax
- \$4,226,280 (11%) from current city services
- Remainder 11% from use of money & property, and other revenue sources

General Fund Expenditures

For the Fiscal Year 2024-25 budget season, the goal was to create a status-quo budget and continue working from the zero-based budgeting approach which was implemented in Fiscal Year 2023-24. This process required each department to start from zero and justify every line item, resulting in a leaner budget that allows for priority and necessary staffing growth. Employee wages and benefits, along with city operations and maintenance, comprise more than 97% of expenditures. The increases in expenditures are primarily due to the final year negotiated MOU salary adjustments of 2%, and CalPERS health insurance cost increases of 10.7%, as well as inflationary factors for the cost of goods and services. This budget also includes funding for the upcoming November elections.

- \$27,387,483 (68%) for wages and benefits

- \$12,403,009 (31%) for operations and maintenance
- \$76,500 (1%) for capital projects

Personnel Changes

For Fiscal Year 2024-25, the adopted budget does not include new position requests. The City Manager recommends budgeting 171 full-time positions, a slight decrease from 173 in the previous fiscal year. To account for vacancies, the City employs pro-rating when budgeting for full-time positions. Of the 171 budgeted positions, 149 are funded for the full 12 months, while the remaining 22 positions are pro-rated, meaning they are budgeted only for the estimated number of months they will be filled. This approach ensures a more accurate and fiscally responsible allocation of resources, reflecting the current vacancy status and expected hiring timelines.

In previous years, the City provided separate lists for Authorized Positions and Budgeted Positions. The Authorized Position list illustrated positions previously approved by the City Council, while the Budgeted Positions list showed positions being funded, either partially or fully. To eliminate confusion, the adopted budget will only include a list of Budgeted Positions. Human Resources will maintain a list of previously approved job specifications and classifications.

The City Manager's Office will collaborate closely with Department Heads throughout the upcoming fiscal year to continuously evaluate workloads and operations, aiming to identify and implement operational efficiencies. As personnel changes become necessary, they will be brought to the City Council for consideration.

General Fund Operating Expenditures By Type

The chart below summarizes the General Fund Operating expenditures by type from FY 2019/21 to the Adopted FY 2024/25.

Fd	Category/Fund	Actual 2020/21	Actual 2021/22	Actual 2022/23	Estimated 2023/24	Proposed 2024/25
101	Wages & Benefits	22,108,355	25,216,188	24,460,162	23,332,994	27,387,483
101	Operations & Maintenance	5,875,483	7,495,907	11,571,313	11,114,164	12,403,009
101	Capital Outlay	39,802	13,005	159,909	204,735	76,500

General Fund Operating Expenditures By Department

The chart below summarizes the General Fund Operating expenditures by department from FY 2019/21 to the Adopted FY 2024/25. Of note for this fiscal year:

- Public Safety, composed of the Fire and Police Departments, accounts for 48% of the General Fund budget.
- While the Public Works General Fund portion is only 10%, it is important to note that other functions of the department are accounted for in other funds such as the Water, Sewer and other special funds.

General Fund Operating Expenditures by Department

Department/Program Exp	Actual 2020/21	Actual 2021/22	Actual 2022/23	Adopted 2023/24	Estimated 2023/24	Adopted 2024/25
City Council	35,890	45,446	35,161	118,903	126,006	126,968
City Manager	1,577,656	1,815,368	1,302,705	1,274,785	1,102,054	1,090,903
Management Services						
Management Services		6,615	443,077	485,105	557,333	602,717
City Clerk	115,512		390,154	447,319	321,026	428,416
Elections	76,843	93,242	84,086	63,900	100	155,000
Human Resources	350,761		820,456	841,614	742,556	921,621
Transportation Planning	287	90				
Legal Services	607,285	572,032	957,860	420,000	745,531	745,531
Innovation and Technology	541,110		988,373	1,151,511	1,120,129	1,225,078
Finance						
Finance	871,011	1,040,325	1,165,149	1,050,473	1,024,464	1,044,818
City Treasurer	8,444	9,993	8,425	9,239	9,239	9,424
Non-DepUOverhead	996,366	2,264,416	2,635,668	2,539,444	2,413,902	2,986,985
Police	10,400,998	11,384,907	10,638,978	11,398,978	9,996,931	12,118,916
Fire						
Fire	6,315,749	7,716,685	7,331,752	7,300,602	6,686,295	7,163,779
Emergency Preparedness	31,932	46,904	39,748	55,000	54,500	45,000
Public Works						
Admin & Engineering	618,493	572,717	678,021	1,243,249	1,069,617	765,441
Environmental Services	653	55,009	144,438	207,480	115,031	288,355
Park Maintenance	476,793	581,680	539,630	975,901	932,284	1,067,973
Facilities Maintenance	826,985	901,702	974,407	1,344,778	1,167,024	1,525,786
Community Development	1,819,769	2,428,641	3,569,588	4,100,795	3,079,928	3,515,392
Library	1,608,369	1,839,131	1,833,000	2,211,234	1,984,057	2,143,978
Community Services						
Senior Services	202,374	237,957	385,763	437,749	371,625	416,051
Community Services	217,223	276,302	366,840	373,413	302,546	469,477
Recreation and Youth Services	323,135	835,939	858,103	1,085,519	729,718	1,009,384
Capital Projects			83,325			
Total GF Exenditures	28,023,640	32,725,100	36,274,708	39,136,992	34,651,894	39,866,992

FY 2024/2025 Budget Policies

***As directed by the City Council, the FY 2024-25 budget policies have remained unchanged from the FY 2023-24 budget.**

PURPOSE STATEMENT

To enhance fiscal transparency and maintain and improve fiscal sustainability, the City of South Pasadena annually adopts fiscal policies to establish a framework to ensure a balanced budget, maintain healthy reserves, appropriately fund the City's infrastructure needs, establish fees and charges, and ensure compliance with City Council directives. This policy is adopted annually as part of the Budget adoption process and may be revised by City Council action.

1. ANNUAL BUDGET

The City adopts an annual budget. The City's fiscal year starts on July 1st and concludes on June 30th. The annual budget for the new fiscal year will be adopted before June 30th.

The following are key elements of the City's budget and budget process:

- Budgetary appropriations are made by the City Council, through formal budget adoption.
- The City Manager submits the Adopted Budget to the City Council no later than the final City Council meeting in May.
- The budget is adopted by the City Council before June 30th, following a public meeting where constituents are given an opportunity to comment on the Adopted Budget.
- Prior to consideration by the City Council, the Adopted Budget will be reviewed by the Finance Commission.

2. BALANCED BUDGET

The City strives to maintain a balanced operating budget for all governmental funds (all funds except the enterprise funds), with total on-going revenues equal to or greater than total on-going expenditure, so that at year end all these funds have a positive fund balance and the General Fund balance is maintained.

- The budget is balanced at the individual fund level. The estimated revenue sources must be sufficient to cover adopted uses.
- Ongoing operations are funded by recurring revenues.
- City policies on reserve requirements for specific funds are adhered to in the budget.
- If shortfalls are projected after the budget adoption, during quarterly financial reviews, the City Manager will present a plan to address such shortfalls with sustainable measures in order to achieve a balanced budget by fiscal year-end.
- Non-recurring revenues or one-time funding may be used to balance the budget during economic downturns, or as a result of unforeseen events.

3. APPROPRIATIONS AND BUDGETARY CONTROL

The City Council holds public hearings and adopts the City's annual budget and may modify appropriations with majority approval. During the fiscal year, any budget adjustments (increases in appropriations at the fund level) that cannot wait for the Mid-Year review or that exceed the City Manager's budget authority described below, must be submitted by the City's departments for City Council review and approval. The review and approval may occur at any City Council meeting, at the request of staff or the City Council. The City Council approves any revisions that increase the total budgeted expenditures or revenues at the fund level, and any changes to permanent and full-time positions.

The legal level of expenditures is controlled at the fund level, and appropriations lapse at the end of each fiscal year. Re-appropriation by the City Council only occurs for multi-year infrastructure and capital projects.

Department Heads may, without Council approval, amend individual line items within any fund in the maintenance and operations portions of the budget without increasing total appropriations for that division. The City Manager may, without Council approval, amend individual line items within any fund, and between divisions and programs, in the personnel costs, maintenance and operations, capital outlay and capital projects portions of the budget without increasing total appropriations for that fund.

4. GENERAL FUND RESERVES

General Fund Reserves are described as:

- Unassigned Fund Balance - These reserves are in spendable form and may become either restricted, committed, or assigned. The City strives to attain a General Fund undesignated fund balance equal to a minimum 30% of General Fund revenues at year end.
- Assigned Fund Balance – These reserves are set aside or earmarked for particular purposes, and the authority to designate these reserves can be delegated, and may take less formal action to limit how the reserves are used.
- Restricted Fund Balance – These reserves are subject to restrictions that are legally enforceable by outside parties, such as bondholders.
- Committed Fund Balance – These reserves are designated by the City Council, and are designated for specific purposes, through formal action. Committed balances can be modified by the City Council taking formal action.

Committed (Designated) Reserves shall be reviewed and designated annually by the City Council prior to Budget adoption. Upon designation of a reserve for a specific purpose, the Council will ensure the following:

- The purpose of the reserve will be specified at the time of designation.
- The City Council will also identify whether the designation is a one-time designation or whether an amount specified by the City Council will be added to the designated reserve on an annual basis.
- Nothing limits the City Council's authority to un-designate, or re-designate any General Fund Designated Reserve for another governmental purpose, pursuant to formal City Council action.

5. ENTERPRISE FUND

The City requires the water, sewer, and golf course enterprise funds be self-supporting. The City recognizes that enterprise funds function with accounting practices that are different from those used by governmental funds. Therefore, for enterprise funds, the City will strive to maintain operating budgets that produce annual net revenues that meet or exceed the compliance requirements of debt coverage ratios generally.

The sewer fund was recognized as an enterprise fund starting in FY 2009/10, with the requirement of self-supporting funding. Water and sewer rate increases will assure that revenues exceed operating expenditures, including debt service. Budgeted water capital projects will be paid from a \$37.8 million 2016 Water Bond issuance. Bond debt service will be

paid out of water revenues. Sewer revenues along with a revolving loan from the State will pay for sewer capital improvements.

The Water Fund will maintain a reserve equal to 30% of revenues. The Sewer fund will maintain a reserve equal to 30% of revenues.

6. INFRASTRUCTURE

The City maintains a long-range fiscal perspective through the use of a Capital Improvement Program to maintain the quality of City infrastructure, including streets, sidewalks, sewers, drains, lighting, buildings, parks, and trees. The City Council adopts capital projects budgets and may modify appropriations with majority approval. All changes in appropriations at the fund level during the year must be submitted to the City Council for approval.

Beginning in FY 2013/14, the City's goal has been to commit a minimum of \$2,000,000 per year towards street improvements. This amount has fluctuated based upon available resources

7. ACCOUNTING AND REPORTING STANDARDS

The City will comply with all requirements of generally accepted accounting principles, and will publish an Annual Comprehensive Financial Report (ACFR) in compliance with generally accepted accounting principles, prepared in coordination with our independent auditors, no later than the first quarter of each calendar year. The ACFR, along with the Auditor's report on internal controls and compliance, will be presented to the City Council at a public meeting, after first being presented to the Finance Commission. The City shall endeavor to achieve audits with minimal auditor findings in the form of significant deficiencies. The City shall swiftly and thoroughly respond, to auditor findings of material weakness.

8. MIDYEAR AND INTERIM FINANCIAL REPORTING

The City will publish a midyear budget update in March of each year. The midyear budget update shall present estimated outcomes and the implications for the budget year. The report shall give attention to the financial issues and policy matters anticipated to have the most significant short and long-term financial planning importance to the City Council. Pursuant to the content of the midyear report, the City Council shall provide specific and general direction to staff for short- and long-term budgetary planning.

To comply with the policy, the City Manager will ensure the following:

- The midyear budget update will be presented to the City Council in February or March of each year.
- At the midyear budget update, staff will present to the City Council any necessary adjustments to the budget. The adjustments are based on additional funding, or major changes in revenues or expenditures, or previously approved budget adjustments.
- Monthly budget updates will be provided to the City Council starting in the Spring of 2023.

9. RISK MANAGEMENT

The City will identify and quantify all areas of financial and operating risk, and prepare contingencies for those risks, including legal liabilities, infrastructure maintenance,

emergency response, and contract and employee obligations. The City will work with the City's insurance providers to seek full coverage of actuarially projected needs.

Liability and Workers Compensation liability is reported in accordance with GASB 10, and further explained below.

- The City manages risk through a combination of purchased insurance and self-insurance.
- The City self-insured workers' compensation claims with a self-insured retention of \$125,000 and general/auto liability claims, with a self-insured retention of \$100,000 per covered claim. Excess workers' compensation and general/auto liability insurance coverage shall be purchased.
- An annual actuarial study shall be conducted to provide an estimate of the self-insured liability to be recorded by the City in accordance with Governmental Accounting Standards Board Statement No. 10. This statement requires the City to accrue a liability on its financial statements for a reasonable estimate of the cost of claims and expenses associated with all reported and unreported claims.
- The City's goal is to maintain reserves to fund its outstanding self-insured liabilities at the minimum level of 70 percent.
- The City shall maintain a Self-Insurance Fund to both fund the liability reserve and workers compensation, and recover all associated risk management costs, including claim payments, insurance premiums and any deductibles, and claim administration (internal and external). The fund's revenues shall be generated through assessments to City funds based on their claim experience and outstanding liabilities. These departmental assessments shall be evaluated annually and adjusted as needed.
- Staff shall report to the Finance Commission and City Council at least annually on the claims processed, amounts paid, and steps taken to manage and reduce the City's risk and liability.

10. DEBT AND INVESTMENTS

The City will consider the use of debt for long-term capital assets when the cost of debt is lower than the City's investment return, and when operating revenues are available to pay the debt. We will maximize the investment return on City Cash balances within the higher concerns of safety and liquidity. An investment policy will be submitted annually to the City Council for review and adoption in September or October of each year. The City shall at all times maintain compliance with the California Government Code with respect to the content and function of its Investment Policy.

Annually, the Investment Policy is reviewed by the City's Finance Commission, prior to being approved by the City Council. Additionally, the City Treasurer shall provide monthly reports to the City Council which shall include all reportable elements specified in the City's Investment Policy.

11. CONTROL OF FINANCIAL ASSETS

All financial assets will be under the direct authority of the City Treasurer and Finance Director. Regarding Capital Assets, the City will capitalize assets and equipment with individual minimum value of \$5,000 for non-infrastructure assets, and \$25,000 for infrastructure assets.

12. SCHEDULE OF FEES FOR SERVICES

The City will publish, and the Finance Department will update, the schedule of fees for services as a component of the annual budget. The Fee Schedule will be reviewed by the Finance Commission prior to implementation each July 1st.

13. LONG-TERM LIABILITIES

The City shall evaluate long-term liabilities (debt borrowing, compensated absences, claims and judgements, pensions, post-employment benefits (OPEB), on a case by case basis. The City will work with the California Public Employee Retirement System and the City's insurance providers to seek full coverage of actuarially projected needs.

Funding is budgeted on a pay-as-you-go basis for leave liabilities, and retiree health insurance costs. In accordance with GASB 45, a third-party actuarial valuation of the City's liability for annual retiree medical costs has been completed every two years since FY 2008/09.

14. GANN APPROPRIATIONS LIMIT

The City will annually adopt a Resolution establishing the City's appropriation limit (the Gann Limit) calculated in accordance with Article x111-B of the constitution of the State of California Government code and any other voter approved amendments or state legislation that affects the City's appropriations limit. The Gann Limit will be adopted by Resolution.

The City is restricted to an amount of annual appropriations from proceeds of taxes, and if proceeds of taxes exceed allowed appropriations, the excess must either be refunded to the State Controller or returned to the taxpayers through revised tax rates or revised fee schedules. Alternatively, an excess of one year, may be offset against a deficit in the following year.

FY 23-24 Fund Balances

Fund	Description	Beginning Fund Balance	Year-End Revenues	Year-End Expenditures	Transfers Out	Transfers In	Reserve Adjustments	Ending Fund Balance
101	General Fund (Undesignated)	18,712,222	38,590,670	34,651,894	1,232,790	3,212,101	(2,782,958)	21,847,351
101	GF (Council Designated Reserves)	4,587,491	-	-	-	-	2,782,958	7,370,449
								-
103	Insurance Fund	(85,924)	4,376,502	3,656,397	-	-	-	634,181
104	Street Improvements Program	2,312,733	-	-	1,320,241	-	-	992,492
105	Facilities & Equip. Replacement	2,244,200	34,844	379,000	70,143	-	-	1,829,900
106	Technology Surcharge	54,229	22,000	-	-	-	-	76,229
108	SR 110 Gen Fund Reserve	338,483	-	-	11,871	-	-	326,612
110	OPEB Trust Fund	1,141,509	-	-	-	-	-	1,141,509
201	MTA Pedestrian Improvement	(29,951)	-	-	-	-	-	(29,951)
205	Prop "A"	1,909,406	844,349	814,834	-	-	-	1,938,920
206	SLFRF Fund	4,940,581	-	218,420	3,207,408	-	-	1,514,753
207	Prop "C"	1,537,182	660,688	52,744	-	-	-	2,145,125
208	TEA/Metro	153,260	2,136	-	-	-	-	155,396
209	Carlyle Library Bequest	-	2,674,036	-	-	-	-	2,674,036
210	Sewer	8,555,458	2,201,213	872,921	525,808	-	-	9,357,943
211	CTC Traffic Improvement	-	-	-	-	-	-	-
213	SB2 Planning Grant	(45,068)	157,946	-	60,356	-	-	52,522
214	Rogan HR5394 Grant	(172,954)	116,673	-	102,334	-	-	(158,614)
215	Street Light & Landscape	117,416	910,048	1,602,268	-	598,211	-	23,407
217	Public, Educ. & Gov't. Fund	198,843	10,195	-	-	-	-	209,038
218	Clean Air Act	190,520	16,207	-	-	-	-	206,726
219	CalRecycle Local Asst. Grant	-	-	-	-	-	-	-
220	Business Improvement Tax	(27,741)	78,750	133,000	-	78,109	-	(3,882)
223	Gold Line Mitigation Fund	64,158	894	-	-	-	-	65,052
226	Mission Meridian Public Garage	(370,098)	-	9,200	-	-	-	(379,298)
228	Housing Authority	164,899	53,324	6,700	17,150	-	-	194,372
230	State Gas Tax	862,296	741,939	909,287	-	-	-	694,948
232	County Park Bond	(257,008)	44,600	44,600	-	-	-	(257,008)
233	Measure R	1,861,750	500,563	244,953	41,746	-	-	2,075,613
234	Measure M-MAT	-	-	-	-	-	-	-
236	Measure M	2,255,887	569,571	464,481	48,085	-	-	2,312,893
237	Road Maint. & Rehab. Acct.	1,861,804	665,194	-	-	-	-	2,526,998
238	MSRC Grant	(157,536)	-	-	2,700	-	-	(160,236)
239	Measure W	385,356	258,815	209,180	239,863	-	-	195,128
240	Measure M MSP	-	-	-	-	-	-	-
241	Measure H	(74,270)	-	-	-	-	-	(74,270)
242	Prop C Exchange	(362,140)	180,188	-	-	-	-	(181,951)
243	Measure R- MIP	-	-	-	-	-	-	-
245	Bike & Pedestrian Paths	-	-	-	25,000	-	-	(25,000)
247	SGVCOG Grants	-	-	-	-	-	-	-
248	BTA Grants	(416,948)	-	-	-	-	-	(416,948)
249	Open Streets Grant	18,172	-	-	-	-	-	18,172
255	Capital Growth	635,521	89,537	-	1,387	-	-	723,671
260	CDBG	(4,908)	19,599	19,599	30,000	-	-	(34,908)
270	Asset Forfeiture	235,226	239,663	60,000	-	-	-	414,889
272	Police Grants - State (COPS)	560,704	755,142	73,011	-	-	-	1,242,835
274	Homeland Security Grant	(146,371)	62,680	-	-	-	-	(83,691)
275	Park Impact Fees	953,826	211,582	-	22,704	-	-	1,142,704
276	Historic Preservation Grant	5,694	79	-	-	-	-	5,773
277	HSIP Grant	(69,790)	75,000	-	12,049	-	-	(6,839)
278	Housing Element Grant	135,000	-	-	-	-	-	135,000
281	CA State Library Building Forward	-	-	-	-	-	-	-
295	Arroyo Seco Golf Course	2,280,785	1,632,000	1,208,152	5,225	-	-	2,699,409
310	Sewer Capital Projects	287,437	-	425,808	-	425,808	-	287,437
327	2000 Tax Allocation Bonds	924,867	-	-	-	-	-	924,867
400	Capital Improvement Projects Fund	-	-	2,662,631	-	2,662,631	-	-
500	Water	86,818,450	10,785,291	6,516,664	3,265,065	-	-	87,822,013
503	Water Efficiency Fund	977,644	173,467	216,829	-	-	-	934,282
505	2016 Water Revenue Bonds	(31,655,461)	-	2,475,800	-	2,475,675	-	(31,655,586)
506	SRF Loan - Water	(313,655)	-	266,415	-	266,415	-	(313,655)
510	Water & Sewer Impact Fees	1,134,411	530,047	-	-	-	-	1,664,458
550	Public Financing Authority	(3,634,233)	-	522,976	-	522,976	-	(3,634,233)
927	Redev. Obligations Trust Fund	204,948	196,600	196,600	-	-	-	204,948
		111,798,312	68,482,033	58,914,362	10,241,925	10,241,925	-	121,365,983
227	Successor Agency to CRA	(170,642)	196,600	196,600	-	-	-	(170,642)
	Successor Agency Total	(170,642)	196,600	196,600	-	-	-	(170,642)
	TOTAL CITY & CRA	111,627,669	68,678,633	59,110,962	10,241,925	10,241,925	-	121,195,341

RESERVES FY 23-24

DESIGNATED RESERVES	Beginning Balance	Additions	Deletions	Ending Balance
Arroyo Golf Course / Bike Trail	600,000			600,000
CalTrans Vacant Lot Purchases	392,000		243,000	149,000
Legal Reserve	500,000			500,000
Library Expansion	200,000			200,000
Maint. Yard / Comm. Ctr	267,067			267,067
Renewable Energy Sources Reserve	700,000			700,000
Storm Water	300,000		100,000	200,000
Financial Sustainability Reserve	900,000			900,000
Caltrans 626 Prospective Litigation	305,876		141,000	164,876
Vehicle Replacement Reserve	100,000			100,000
Special Projects Reserve	-	3,207,408		3,207,408
Mental Health Reserve	200,000			200,000
Stables CIP Reserve	122,548	59,550		182,098
Total:	4,587,491	3,266,958	484,000	7,370,449

FY 2024-25 Fund Balances

Fund	Description	Beginning Fund Balance	Year-End Revenues	Year-End Expenditures	Transfers Out	Transfers In	Reserve Adjustments	Ending Fund Balance
101	General Fund (Undesignated)	21,847,351	40,950,106	39,866,992	767,074	-	(100,000)	22,063,391
101	GF (Council Designated Reserves)	7,370,449	-	-	-	-	100,000	7,470,449
		-						-
103	Insurance Fund	634,181	4,099,360	4,099,360	-	-	-	634,181
104	Street Improvements Program	992,492	-	-	957,897	-	-	34,595
105	Facilities & Equip. Replacement	1,829,900	44,395	540,000	1,364,025	144,225	-	114,495
106	Technology Surcharge	76,229	22,000	-	-	-	-	98,229
108	SR 110 Gen Fund Reserve	326,612	-	-	136,356	-	-	190,256
110	OPEB Trust Fund	1,141,509	-	-	-	-	-	1,141,509
201	MTA Pedestrian Improvement	(29,951)	-	-	-	-	-	(29,951)
205	Prop "A"	1,938,920	789,253	1,143,014	-	-	-	1,585,159
206	SLFRF Fund	1,514,753	-	420,000	1,094,753	-	-	-
207	Prop "C"	2,145,125	640,539	-	300,000	-	-	2,485,664
208	TEA/Metro	155,396	2,722	-	-	-	-	158,117
209	Carlyle Library Bequest	2,674,036	-	-	-	-	-	2,674,036
210	Sewer	9,357,943	2,284,699	1,366,836	885,808	-	-	9,389,998
211	CTC Traffic Improvement	-	-	-	-	-	-	-
213	SB2 Planning Grant	52,522	-	-	-	2,054	-	54,576
214	Rogan HR5394 Grant	(158,614)	-	-	1,083,735	-	-	(1,242,349)
215	Street Light & Landscape	23,407	910,062	1,703,153	-	765,086	-	(4,598)
217	Public, Educ. & Gov't. Fund	209,038	11,433	-	-	-	-	220,471
218	Clean Air Act	206,726	16,811	-	-	-	-	223,538
219	CalRecycle Local Asst. Grant	-	-	-	-	-	-	-
220	Business Improvement Tax	(3,882)	86,250	88,000	-	1,988	-	(3,644)
223	Gold Line Mitigation Fund	65,052	1,139	-	-	-	-	66,191
226	Mission Meridian Public Garage	(379,298)	-	15,000	-	-	-	(394,298)
228	Housing Authority	194,372	58,867	139,000	30,000	-	-	84,240
230	State Gas Tax	694,948	757,279	1,230,905	200,000	-	-	21,322
232	County Park Bond	(257,008)	103,500	103,500	-	-	-	(257,008)
233	Measure R	2,075,613	488,599	104,342	445,754	-	-	2,014,117
234	Measure M-MAT	-	912,600	-	912,600	-	-	-
236	Measure M	2,312,893	556,633	272,209	421,026	-	-	2,176,291
237	Road Maint. & Rehab. Acct.	2,526,998	715,084	-	585,093	-	-	2,656,990
238	MSRC Grant	(160,236)	404,225	-	244,225	-	-	(236)
239	Measure W	195,128	257,722	238,404	102,637	-	-	111,809
240	Measure M MSP	-	372,624	-	372,624	-	-	-
241	Measure H	(74,270)	7,000	-	-	-	-	(67,270)
242	Prop C Exchange	(181,951)	-	-	-	-	-	(181,951)
243	Measure R- MIP	-	600,000	-	600,000	-	-	-
245	Bike & Pedestrian Paths	(25,000)	26,986	-	25,000	-	-	(23,014)
247	SGVCOG Grants	-	-	-	-	-	-	-
248	BTA Grants	(416,948)	-	-	-	-	-	(416,948)
249	Open Streets Grant	18,172	-	-	-	-	-	18,172
250	MWD Grant	-	500,000	-	500,000	-	-	-
251	Measure A Grant	-	550,000	-	550,000	-	-	-
252	Proposition 68 Grant	-	193,992	-	193,992	-	-	-
255	Capital Growth	723,671	61,877	-	8,757	-	-	776,791
260	CDBG	(34,908)	692,028	19,104	513,841	-	-	124,175
270	Asset Forfeiture	414,889	4,177	60,000	-	-	-	359,066
272	Police Grants - State (COPS)	1,242,835	363,066	73,011	-	-	-	1,532,891
274	Homeland Security Grant	(83,691)	350,049	350,049	-	-	-	(83,691)
275	Park Impact Fees	1,142,704	214,757	-	1,224,078	-	-	133,383
276	Historic Preservation Grant	5,773	101	-	-	-	-	5,874
277	HSIP Grant	(6,839)	227,452	-	227,452	-	-	(6,839)
278	Housing Element Grant	135,000	-	25,000	-	-	-	110,000
281	CA State Library Building Forward	-	-	-	-	-	-	-
295	Arroyo Seco Golf Course	2,699,409	1,786,800	1,431,511	865,143	-	-	2,189,555
310	Sewer Capital Projects	287,437	-	425,808	-	425,808	-	287,437
327	2000 Tax Allocation Bonds	924,867	-	-	-	-	-	924,867
400	Capital Improvement Projects Fund	-	-	16,332,709	2,054	16,334,763	-	(0)
500	Water	87,822,013	13,082,853	10,099,532	6,288,233	-	-	84,517,102
503	Water Efficiency Fund	934,282	177,158	336,121	300,000	-	-	475,319
505	2016 Water Revenue Bonds	(31,655,586)	-	2,475,425	-	2,475,425	-	(31,655,585)
506	SRF Loan - Water	(313,655)	-	532,531	-	532,532	-	(313,654)
510	Water & Sewer Impact Fees	1,664,458	534,172	-	-	-	-	2,198,630
550	Public Financing Authority	(3,634,233)	-	520,276	-	520,276	-	(3,634,233)
927	Redev. Obligations Trust Fund	204,948	196,600	196,600	-	-	-	204,948
		121,365,983	74,054,973	84,208,389	21,202,157	21,202,157	-	111,212,566
227	Successor Agency to CRA	(170,642)	196,600	196,000	-	-	-	(170,042)
	Successor Agency Total	(170,642)	196,600	196,000	-	-	-	(170,042)
	TOTAL CITY & CRA	121,195,341	74,251,573	84,404,389	21,202,157	21,202,157	-	111,042,524

RESERVES FY 24-25

DESIGNATED RESERVES	Beginning Balance	Additions	Deletions	Ending Balance
Arroyo Golf Course / Bike Trail	600,000			600,000
CalTrans Vacant Lot Purchases	149,000			149,000
Legal Reserve	500,000			500,000
Library Expansion	200,000			200,000
Maint. Yard / Comm. Ctr	267,067			267,067
Renewable Energy Sources Reserve	700,000			700,000
Storm Water	200,000			200,000
Financial Sustainability Reserve	900,000	100,000		1,000,000
Caltrans 626 Prospective Litigation	164,876			164,876
Vehicle Replacement Reserve	100,000			100,000
Special Projects Reserve	3,207,408			3,207,408
Mental Health Reserve	200,000			200,000
Stables CIP Reserve	182,098	-		182,098
Total:	7,370,449	100,000	-	7,470,449

State of Local Fiscal Recovery Fund Activity Summary

FY 2022-23 SLRF Activity	
Civic Plus	29,709.50
Taser & Body Cameras	70,000.00
CDW - Office 365	52,982.01
Breathing Apparatus	152,047.32
Salaries	813,916.50
Total	\$ 1,118,655.33

Adopted SLFR Funded Projects	
VoIP Phone System Installation	21,549
CD Permit Management Software	111,535
City/Civic EV Charging System	130,699
Agenda Management System	21,600
Arroyo Park EV Charging System	50,000
City Hall Stormwater Project	200,000
Arroyo Seco San Rafael & San Pascual Projects	229,370
Library Master Plan	150,000
City Technology & Financial Systems	90,000
Library RFID Project	90,000
Total	\$ 1,094,753

SLRF Allocation		
Original Allocation:		\$ 6,059,236
FY 2022-23 Activity		1,118,655
Projected Existing Projects to be Funded		218,420
Adopted Existing Projects to be Funded		1,094,753
Previously Planned Purchases:		
Asphalt Truck	300,000	
Fire Assessment	50,000	
Fire Command Vehicle	70,000	420,000
Remaining Unprogrammed Funds		\$ 3,207,408

TRANSFERS IN FY 23-24			
Fund	Fund Name	Description	Amount
101	General Fund	Accounting Adjustment	4,693
101	General Fund	SLRF - GF Municipal Services Reimbursment	3,207,408
		Total Fund 101	3,212,101
105	Facil. & Equip. Replacement	Tesla Lease Model Y	-
		Total Fund 105	-
215	Street Light & Landscape	Transfer to cover deficit (per Council)	598,211
		Total Fund 215	598,211
220	Business Improvement Tax	Transfer to cover deficit (per Council)	78,109
		Total Fund 220	78,109
310	Sewer	Debt Service Principle	253,262
310	Sewer	Debt Service Interest	172,546
		Total Fund 310	425,808
400	CIP	Grevalia&Berkshire Pocket Park	22,704
400	CIP	Fremont/Huntington MAT Project	-
400	CIP	VoiP Phone System Installation	108,451
400	CIP	Golf Course Netting Replacemen	5,225
400	CIP	North-South Corridor ITS Dploy	115,593
400	CIP	CD Permit Management Software	100,875
400	CIP	CD Record Scan & Doc Managmnt	-
400	CIP	City/Civic EV Charging System	191,199
400	CIP	Arroyo Park EV Charging System	-
400	CIP	Fair Oaks Traffic Signal Const	5,000
400	CIP	Street Repairs - 2023	1,340,548
400	CIP	825 Mission Yard Security Gate	-
400	CIP	Citywide Facility Repair	44,082
400	CIP	FD Front Bay Door Replacement	-
400	CIP	PD Locker/Restroom Improvement	-
400	CIP	PD Improvements	-
400	CIP	PD Briefing Room Update	-
400	CIP	PD1st Floor Inter Paint/Drywal	26,061
400	CIP	War Memorial Audio/Vis. Equipm	-
400	CIP	Pocket Park Construction	-
400	CIP	ADA Sidewalk Repairs	30,000
400	CIP	War Memorial HVAC Repairs	-
400	CIP	Rec. Facilities Key System	-
400	CIP	Fair Oaks ITS Project	-
400	CIP	Grevelia/Fair Oaks Int. Imprv	-
400	CIP	Ann. Water Main Repairs	-
400	CIP	Library HVAC Repairs	-
400	CIP	Library ADA Ramp, Light. & Imp	-
400	CIP	Water Facil. Site Improvements	-
400	CIP	Advanced Metering Infr. (AMI)	-
400	CIP	Pedestrian Crossing Devices	-
400	CIP	Rect. Rapid Flashing Beacons	13,388
400	CIP	Rio Hondo LRS Alham, Wash Trtm	-
400	CIP	EV Charging Station (MSRC)	-
400	CIP	Citywide Facilities Assessment/ Security Enh.	-
400	CIP	Library Security Camera System	-
400	CIP	CMMS/Work Order System/GIS	-
400	CIP	Elevated Tanks-Raymond/Bilikie	-
400	CIP	Sewer Sys. Rep., Rehab&Replace	100,000
400	CIP	Westside Reservoir	-
400	CIP	Climate Action Plan	-
400	CIP	FD Diesel Exhaust System Replacement	-
400	CIP	308 San Pascual Residence Improvements	17,150

TRANSFERS IN FY 23-24			
Fund	Fund Name	Description	Amount
400	CIP	Agenda Management System	8,400
400	CIP	City Website System & Design	39,970
400	CIP	Library Facility Improvements	-
400	CIP	Library Roof	-
400	CIP	Library Master Plan	-
400	CIP	Special Transportation Projects	83,492
400	CIP	Parks Master Plan	-
400	CIP	Snake Trail Improvements	-
400	CIP	Senior Center Flooring	-
400	CIP	Arroyo Seco San Rafael & San Pascual Projects	70,630
400	CIP	Huntington Drive Green Street	239,863
400	CIP	City Hall Stormwater Project	100,000
400	CIP	Fremont/Huntington MIP Project	-
Total Fund 400			2,662,631
506	SRF Loan Water	Debt Service - Interest	96,249
506	SRF Loan Water	Debt Service - Principal	170,166
Total Fund 506			266,415
505	Water Rev Bonds	Debt Service - Fees	1,250
505	Water Rev Bonds	Issuance Cost Expense	-
505	Water Rev Bonds	Debt Service - Principal	985,000
505	Water Rev Bonds	Debt Service - Interest	1,439,213
505	Water Rev Bonds	Def Loss Amort Expense	258,250
505	Water Rev Bonds	Premium Amort Expense - 2016	(208,038)
Total Fund 505			2,475,675
550	Public Financing Authority	Debt Service - Fees	2,000
550	Public Financing Authority	Debt Service-Professional Svc	-
550	Public Financing Authority	Debt Service - Principal - 2013	435,000
550	Public Financing Authority	Debt Service - Interest - 2013	113,688
550	Public Financing Authority	Premium Amort Expense - 2013	(27,712)
Total Fund 550			522,976
Total Transfer In			10,241,925

TRANSFERS OUT FY 23-24

Fund	Fund Name	Description	Amount
101	General Fund	VoiP Phone System Installation	108,451
101	General Fund	CD Permit Management Software	40,520
101	General Fund	City/Civic EV Charging System	188,499
101	General Fund	Agenda Management System	8,400
101	General Fund	City Website System & Design	39,970
101	General Fund	City Hall Stormwater Project	100,000
101	General Fund	Arroyo Seco San Rafael & San Pascual Projects	70,630
101	General Fund	Cover deficit for Landscape & Lighting Maintenance Fund	598,211
101	General Fund	Cover deficit for Business Improvement Tax Fund	78,109
101	General Fund	Library Master Plan	-
Total Fund 101			1,232,790
104	Street Imp. Prog.	Street Repairs - 2023	1,315,548
104	Street Imp. Prog.	Accounting Adjustment	4,693
Total Fund 104			1,320,241
105	Facil. & Equip. Replacement	825 Mission Yard Security Gate	-
105	Facil. & Equip. Replacement	Citywide Facility Repair	44,082
105	Facil. & Equip. Replacement	FD Front Bay Door Replacement	-
105	Facil. & Equip. Replacement	PD Locker/Restroom Improvement	-
105	Facil. & Equip. Replacement	PD Improvements	-
105	Facil. & Equip. Replacement	PD Briefing Room Update	-
105	Facil. & Equip. Replacement	PD1st Floor Inter Paint/Drywal	26,061
105	Facil. & Equip. Replacement	War Memorial HVAC Repairs	-
105	Facil. & Equip. Replacement	Library HVAC Repairs	-
105	Facil. & Equip. Replacement	Library ADA Ramp, Light. & Imp	-
105	Facil. & Equip. Replacement	Citywide Facilities Assessment/ Security Enh.	-
105	Facil. & Equip. Replacement	Library Security Camera System	-
105	Facil. & Equip. Replacement	FD Diesel Exhaust System Replacement	-
105	Facil. & Equip. Replacement	Library Facility Improvements	-
105	Facil. & Equip. Replacement	Library Roof	-
105	Facil. & Equip. Replacement	Senior Center Flooring	-
Total Fund 105			70,143
108	SR 110 GF Reserve	North-South Corridor ITS Dploy	11,871
Total Fund 108			11,871
206	SLRF	General Fund Municipal Services Reimbursment	3,207,408
			3,207,408
207	Prop C	Street Repairs - 2023	-
Total Fund 108			-
210	Sewer	CMMS/Work Order System/GIS	-
210	Sewer	Sewer Sys. Rep., Rehab&Replace	100,000
210	Sewer	Debt Service - Principal	253,262
210	Sewer	Debt Service - Interest	172,546
Total Fund 210			525,808
213	SB2 Planning Grant	CD Permit Management Software	60,356
Total Fund 213			60,356
214	Rogan HR5294 Grant	North-South Corridor ITS Dploy	102,334
Total Fund 214			102,334
228	Housing Authority	308 San Pascual Residence Improvements	17,150
Total Fund 228			17,150
230	Gas Tax	Street Repairs - 2023	-

TRANSFERS OUT FY 23-24

Fund	Fund Name	Description	Amount
Total Fund 230			-
233	Measure R	Special Transportation Projects	41,746
Total Fund 233			41,746
234	Measure M-MAT	Fremont/Huntington MAT Project	-
Total Fund 234			-
236	Measure M	Fair Oaks Traffic Signal Const	5,000
236	Measure M	Rect. Rapid Flashing Beacons	1,339
236	Measure M	Special Transportation Projects	41,746
Total Fund 236			48,085
237	RMRA	Street Repairs - 2023	-
Total Fund 237			-
238	MSRC	Tesla Lease Model Y	-
238	MSRC	City/Civic EV Charging System	2,700
Total Fund 238			2,700
239	Measure W	Rio Hondo LRS Alham, Wash Trtm	-
239	Measure W	Arroyo Seco San Rafael & San Pascual Projects	-
239	Measure W	Huntington Drive Green Street	239,863
Total Fund 239			239,863
240	Measure M MSP	Pedestrian Crossing Devices	-
240	Measure M MSP	Grevelia/Fair Oaks Int. Imprv	-
Total Fund 240			-
243	Measure R - MIP	Fremont/Huntington MIP Project	-
Total Fund 243			-
245	Bike & Pedestrian Path	Street Repairs - 2023	25,000
Total Fund 245			25,000
255	Capital Growth	North-South Corridor ITS Dploy	1,387
Total Fund 255			1,387
260	CDBG	ADA Sidewalk Repairs	30,000
Total Fund 260			30,000
275	Park Impact Fees	Grevalia&Berkshire Pocket Park	22,704
275	Park Impact Fees	Parks Master Plan	-
275	Park Impact Fees	Snake Trail Improvements	-
Total Fund 275			22,704
277	HSIP Grant	Fair Oaks Traffic Signal Const	-
277	HSIP Grant	Rect. Rapid Flashing Beacons	12,049
Total Fund 277			12,049
281	CA State Library Bld. Forward	Library HVAC Repairs	-
281	CA State Library Bld. Forward	Library Facility Improvements	-
281	CA State Library Bld. Forward	Library Roof	-
Total Fund 281			-
295	Arroyo Seco Golf	Golf Course Netting Replacemen	5,225
Total Fund 295			5,225
500	Water	Ann. Water Main Repairs	-
500	Water	Water Facil. Site Improvements	-
500	Water	Advanced Metering Infr. (AMI)	-
500	Water	CMMS/Work Order System/GIS	-
500	Water	Elevated Tanks-Raymond/Bilikie	-
500	Water	Westside Reservoir	-

TRANSFERS OUT FY 23-24

Fund	Fund Name	Description	Amount
500	Water	SRLF Debt Service - Interest	96,249
500	Water	SRLF Debt Service - Principal	170,166
500	Water	Debt Service - Fees	1,250
500	Water	Debt Service - Principal	985,000
500	Water	Debt Service - Interest	1,439,213
500	Water	Def Loss Amort Expense	258,250
500	Water	Premium Amort Expense - 2016	(208,038)
500	Water	Debt Service - Fees	2,000
500	Water	Debt Service - Principal - 2013	435,000
500	Water	Debt Service - Interest - 2013	113,688
500	Water	Premium Amort Expense - 2013	(27,712)
Total Fund 500			3,265,065
503	Water Efficiency	Climate Action Plan	-
503	Water Efficiency	City Hall Stormwater Project	-
Total Fund 503			-
Total Transfer Out			10,241,925

TRANSFERS IN FY 24-25			
Fund	Fund Name	Description	Amount
101	General Fund		
		Total Fund 101	-
105	Facil. & Equip. Replacement	Tesla Lease Model Y	144,225
		Total Fund 105	144,225
215	Street Light & Landscape	Transfer to cover deficit (per Council)	765,086
		Total Fund 215	765,086
220	Business Improvement Tax	Transfer to cover deficit (per Council)	1,988
		Total Fund 220	1,988
213	SB2 Planning Grant	CD Management Software	2,054
		Total Fund 220	2,054
310	Sewer	Debt Service Principle	258,581
310	Sewer	Debt Service Interest	167,227
		Total Fund 310	425,808
400	CIP	Grevalia&Berkshire Pocket Park	1,768,070
400	CIP	Fremont/Huntington MAT Project	912,600
400	CIP	VoiP Phone System Installation	21,549
400	CIP	Golf Course Netting Replacemen	730,143
400	CIP	North-South Corridor ITS Dploy	1,228,848
400	CIP	CD Permit Management Software	111,535
400	CIP	CD Record Scan & Doc Managmnt	-
400	CIP	City/Civic EV Charging System	230,699
400	CIP	Arroyo Park EV Charging System	50,000
400	CIP	Fair Oaks Traffic Signal Const	-
400	CIP	Street Repairs - 2023	2,617,990
400	CIP	825 Mission Yard Security Gate	-
400	CIP	Citywide Facility Repair	329,570
400	CIP	FD Front Bay Door Replacement	135,000
400	CIP	PD Locker/Restroom Improvement	90,000
400	CIP	PD Improvements	-
400	CIP	PD Briefing Room Update	-
400	CIP	PD1st Floor Inter Paint/Drywal	-
400	CIP	War Memorial Audio/Vis. Equipm	-
400	CIP	Pocket Park Construction	-
400	CIP	ADA Sidewalk Repairs	513,841
400	CIP	War Memorial HVAC Repairs	-
400	CIP	Rec. Facilities Key System	20,000
400	CIP	Fair Oaks ITS Project	-
400	CIP	Grevelia/Fair Oaks Int. Imprv	50,000
400	CIP	Ann. Water Main Repairs	2,000,000
400	CIP	Library HVAC Repairs	-
400	CIP	Library ADA Ramp, Light. & Imp	73,054
400	CIP	Water Facil. Site Improvements	-
400	CIP	Advanced Metering Infr. (AMI)	150,000
400	CIP	Pedestrian Crossing Devices	322,624
400	CIP	Rect. Rapid Flashing Beacons	252,725
400	CIP	Rio Hondo LRS Alham, Wash Trtm	55,000
400	CIP	EV Charging Station (MSRC)	-
400	CIP	Citywide Facilities Assessment/ Security Enh.	287,160
400	CIP	Library Security Camera System	120,698
400	CIP	CMMS/Work Order System/GIS	120,000
400	CIP	Elevated Tanks-Raymond/Bilikie	-
400	CIP	Sewer Sys. Rep., Rehab&Replace	400,000
400	CIP	Westside Reservoir	550,000
400	CIP	Climate Action Plan	-

TRANSFERS IN FY 24-25			
Fund	Fund Name	Description	Amount
400	CIP	FD Diesel Exhaust System Replacement	50,000
400	CIP	308 San Pascual Residence Improvements	30,000
400	CIP	Agenda Management System	21,600
400	CIP	City Website System & Design	-
400	CIP	Library Facility Improvements	31,907
400	CIP	Library Roof	166,636
400	CIP	Library Master Plan	150,000
400	CIP	Parks Master Plan	150,000
400	CIP	Special Transportation Projects	141,508
400	CIP	Snake Trail Improvements	50,000
400	CIP	Senior Center Flooring	60,000
400	CIP	Arroyo Seco San Rafael & San Pascual Projects	366,870
400	CIP	Huntington Drive Green Street	10,137
400	CIP	City Hall Stormwater Project	900,000
400	CIP	City Technology & Financial Systems	90,000
400	CIP	Citywide Mobility / Active Transport Plan Update	150,000
400	CIP	Fremont/Huntington MIP Project	600,000
400	CIP	Library Radio Frequency Identification (RFID)	90,000
400	CIP	Arroyo Seco Golf Course Comprehensive Plan	135,000
Total Fund 400			16,334,763
505	Water Rev Bonds	Debt Service - Fees	1,500
505	Water Rev Bonds	Issuance Cost Expense	-
505	Water Rev Bonds	Debt Service - Principal	1,035,000
505	Water Rev Bonds	Debt Service - Interest	1,388,713
505	Water Rev Bonds	Def Loss Amort Expense	258,250
505	Water Rev Bonds	Premium Amort Expense - 2016	(208,038)
Total Fund 505			2,475,425
506	SRF Loan Water	Debt Service - Interest	188,150
506	SRF Loan Water	Debt Service - Principal	344,382
			532,532
550	Public Financing Authority	Debt Service - Fees	2,000
550	Public Financing Authority	Debt Service-Professional Svc	-
550	Public Financing Authority	Debt Service - Principal - 2013	450,000
550	Public Financing Authority	Debt Service - Interest - 2013	95,988
550	Public Financing Authority	Premium Amort Expense - 2013	(27,712)
Total Fund 550			520,276
Total Transfer In			21,202,157

TRANSFERS OUT FY 24-25

Fund	Fund Name	Description	Amount
101	General Fund	VoiP Phone System Installation	-
101	General Fund	CD Permit Management Software	-
101	General Fund	City/Civic EV Charging System	-
101	General Fund	Agenda Management System	-
101	General Fund	Arroyo Park EV Charging System	-
101	General Fund	City Hall Stormwater Project	-
101	General Fund	Arroyo Seco San Rafael & San Pascual Projects	-
101	General Fund	Cover deficit for Landscape & Lighting Maintenance Fund	765,086
101	General Fund	Cover deficit for Business Improvement Tax Fund	1,988
101	General Fund	Library Master Plan	-
Total Fund 101			767,074
104	Street Imp. Prog.	Street Repairs - 2023	957,897
Total Fund 104			957,897
105	Facil. & Equip. Replacement	825 Mission Yard Security Gate	-
105	Facil. & Equip. Replacement	Citywide Facility Repair	329,570
105	Facil. & Equip. Replacement	FD Front Bay Door Replacement	135,000
105	Facil. & Equip. Replacement	PD Locker/Restroom Improvement	90,000
105	Facil. & Equip. Replacement	Rec. Facilities Key System	20,000
105	Facil. & Equip. Replacement	PD Briefing Room Update	-
105	Facil. & Equip. Replacement	PD1st Floor Inter Paint/Drywal	-
105	Facil. & Equip. Replacement	War Memorial HVAC Repairs	-
105	Facil. & Equip. Replacement	Library HVAC Repairs	-
105	Facil. & Equip. Replacement	Library ADA Ramp, Light. & Imp	73,054
105	Facil. & Equip. Replacement	Citywide Facilities Assessment/ Security Enh.	287,160
105	Facil. & Equip. Replacement	Library Security Camera System	120,698
105	Facil. & Equip. Replacement	FD Diesel Exhaust System Replacement	50,000
105	Facil. & Equip. Replacement	Library Facility Improvements	31,907
105	Facil. & Equip. Replacement	Library Roof	166,636
105	Facil. & Equip. Replacement	Senior Center Flooring	60,000
Total Fund 105			1,364,025
108	SR 110 GF Reserve	North-South Corridor ITS Dploy	136,356
Total Fund 108			136,356
206	SLRF	VoiP Phone System Installation	21,549
206	SLRF	CD Permit Management Software	111,535
206	SLRF	City/Civic EV Charging System	130,699
206	SLRF	Agenda Management System	21,600
206	SLRF	Arroyo Park EV Charging System	50,000
206	SLRF	City Hall Stormwater Project	200,000
206	SLRF	Arroyo Seco San Rafael & San Pascual Projects	229,370
206	SLRF	Library Master Plan	150,000
206	SLRF	City Technology & Financial Systems	90,000
206	SLRF	Library Radio Frequency Identification (RFID)	90,000
Total Fund 206			1,094,753
207	Prop C	Street Repairs - 2023	300,000
Total Fund 108			300,000
210	Sewer	CMMS/Work Order System/GIS	60,000
210	Sewer	Sewer Sys. Rep., Rehab&Replace	400,000
210	Sewer	Debt Service - Principal	258,581
210	Sewer	Debt Service - Interest	167,227

TRANSFERS OUT FY 24-25

Fund	Fund Name	Description	Amount
Total Fund 210			885,808
213	SB2 Planning Grant	CD Permit Management Software	-
Total Fund 213			-
214	Rogan HR5294 Grant	North-South Corridor ITS Dploy	1,083,735
Total Fund 214			1,083,735
228	Housing Authority	308 San Pascual Residence Improvements	30,000
Total Fund 228			30,000
230	Gas Tax	Street Repairs - 2023	200,000
Total Fund 230			200,000
233	Measure R	Street Repairs - 2023	300,000
233	Measure R	Special Transporation Projects	70,754
233	Measure R	Citywide Mobility / Active Transport Plan Update	75,000
Total Fund 233			445,754
234	Measure M-MAT	Fremont/Huntington MAT Project	912,600
Total Fund 234			912,600
236	Measure M	Street Repairs - 2023	250,000
236	Measure M	Rect. Rapid Flashing Beacons	25,272
236	Measure M	Special Transporation Projects	70,754
236	Measure M	Citywide Mobility / Active Transport Plan Update	75,000
Total Fund 236			421,026
237	RMRA	Street Repairs - 2023	585,093
Total Fund 237			585,093
238	MSRC	Tesla Lease Model Y	144,225
238	MSRC	City/Civic EV Charging System	100,000
Total Fund 238			244,225
239	Measure W	Rio Hondo LRS Alham, Wash Trtm	55,000
239	Measure W	Arroyo Seco San Rafael & San Pascual Projects	37,500
239	Measure W	Huntington Drive Green Street	10,137
Total Fund 239			102,637
240	Measure M MSP	Pedestrian Crossing Devices	322,624
240	Measure M MSP	Grevelia/Fair Oaks Int. Imprv	50,000
Total Fund 240			372,624
243	Measure R - MIP	Fremont/Huntington MIP Project	600,000
Total Fund 243			600,000
245	Bike & Pedestrian Path	Street Repairs - 2023	25,000
Total Fund 245			25,000
250	MWD	City Hall Stormwater Project	500,000
Total Fund 250			500,000
251	Measure A	Grevalia&Berkshire Pocket Park	550,000
Total Fund 251			550,000
252	Prop 68	Grevalia&Berkshire Pocket Park	193,992
Total Fund 252			193,992
255	Capital Growth	North-South Corridor ITS Dploy	8,757
Total Fund 255			8,757
260	CDBG	ADA Sidewalk Repairs	513,841
Total Fund 260			513,841
275	Park Impact Fees	Grevalia&Berkshire Pocket Park	1,024,078
275	Park Impact Fees	Parks Master Plan	150,000

TRANSFERS OUT FY 24-25

Fund	Fund Name	Description	Amount
275	Park Impact Fees	Snake Trail Improvements	50,000
		Total Fund 275	1,224,078
277	HSIP Grant	Fair Oaks Traffic Signal Const	-
277	HSIP Grant	Rect. Rapid Flashing Beacons	227,452
		Total Fund 277	227,452
281	CA State Library Bld. Forward	Library HVAC Repairs	-
281	CA State Library Bld. Forward	Library Facility Improvements	-
281	CA State Library Bld. Forward	Library Roof	-
		Total Fund 281	-
295	Arroyo Seco Golf	Golf Course Netting Replacemen	730,143
295	Arroyo Seco Golf	Arroyo Seco Golf Course Comprehensive Plan	135,000
		Total Fund 295	865,143
400		CD Permit Management Software	2,054
		Total Fund 400	2,054
500	Water	Ann. Water Main Repairs	2,000,000
500	Water	Water Facil. Site Improvements	-
500	Water	Advanced Metering Infr. (AMI)	150,000
500	Water	CMMS/Work Order System/GIS	60,000
500	Water	Elevated Tanks-Raymond/Bilikie	-
500	Water	Westside Reservoir	550,000
500	Water	SRLF Debt Service - Interest	188,150
500	Water	SRLF Debt Service - Principal	344,382
500	Water	Debt Service - Fees	1,500
500	Water	Debt Service - Principal	1,035,000
500	Water	Debt Service - Interest	1,388,713
500	Water	Def Loss Amort Expense	258,250
500	Water	Premium Amort Expense - 2016	(208,038)
500	Water	Debt Service - Fees	2,000
500	Water	Debt Service - Principal - 2013	450,000
500	Water	Debt Service - Interest - 2013	95,988
500	Water	Premium Amort Expense - 2013	(27,712)
		Total Fund 500	6,288,233
503	Water Efficiency	Arroyo Seco San Rafael & San Pascual Projects	100,000
503	Water Efficiency	City Hall Stormwater Project	200,000
		Total Fund 503	300,000
		Total Transfer Out	21,202,157

REVENUE DETAIL FY 24-25		Actual	Actual	Actual	Adopted	Estimated	Adopted
Acct	Account Title	2020/21	2021/22	2022/23	2023/24	2023/24	2024/25
4000-000	Property Tax - Current Secured	12,386,279	12,823,306	13,808,976	14,543,151	14,543,151	15,268,303
4010-000	Property Tax - Unsecured	435,198	759,197	478,937	448,243	448,243	483,583
4015-000	Property Tax - Residual SA	101,674	213,625	126,881	139,050	199,630	146,510
4020-000	Property Tax - Prior Years	(23,528)	2,129	(52,221)	3,090	3,090	3,090
4030-000	Property Tax - Int & Pen	45,544	51,961	47,863	30,900	42,821	41,700
4035-000	Property Tax - Postponement	18,790	29,653	-	30,542	9,689	24,200
4040-000	Highway Rental	112,115	112,334	105,872	115,477	112,562	115,477
4050-000	Homeowners Exemption	58,805	58,841	58,903	61,800	61,800	61,800
4060-000	Supplemental - Sec/Unsec	320,286	409,925	439,970	422,223	422,223	450,000
5002-000	Motor Vehicle In Lieu Adj.	3,318,155	3,445,099	3,713,192	3,905,907	3,913,092	4,097,789
Property Tax		16,773,318	17,906,070	18,728,374	19,700,384	19,756,301	20,692,452
4150-000	Library Special Tax	347,931	364,223	395,801	375,149	406,000	420,000
Assessments & Special Taxes		347,931	364,223	395,801	375,149	406,000	420,000
4200-000	Sales & Use Tax	2,398,132	2,730,069	3,004,168	2,972,321	2,775,798	2,802,957
4200-002	Sales Tax - Measure A	2,407,750	2,993,038	3,134,514	3,121,000	3,055,000	3,110,000
4201-000	PSAF - Prop 172 Sales Tax	326,764	373,506	384,746	384,712	384,745	403,213
Sales Tax		5,132,645	6,096,613	6,523,428	6,478,033	6,215,543	6,316,170
4230-001	Utility Tax - Water	960,932	844,642	809,278	903,100	812,317	829,230
4230-002	Utility Tax - Electric	1,562,810	1,750,422	2,079,269	2,136,916	2,136,916	2,328,781
4230-003	Utility Tax - Gas	489,887	590,186	860,701	643,302	860,000	925,000
4230-004	Utility Tax - Telephone	410,435	417,483	408,223	396,609	396,609	396,609
4230-006	Utility Tax - Cable	314,466	272,535	273,601	272,535	272,535	272,535
Utility Users Tax		3,738,531	3,875,268	4,431,072	4,352,462	4,478,377	4,752,155
4210-001	Franchise - Refuse	553,981	575,957	639,264	593,236	580,000	684,013
4210-002	Franchise - Cable TV	228,125	223,941	218,246	230,659	226,000	214,536
4210-003	Franchise - Electric	155,020	163,883	198,169	168,800	172,357	221,949
4210-004	Franchise - Gas	58,579	63,688	75,919	68,783	54,000	85,029
4220-000	Real Property Transfer	204,703	262,064	170,180	210,000	188,790	200,000
Other Taxes		1,200,408	1,289,532	1,301,778	1,271,477	1,221,147	1,405,527
4400-000	Business License	386,163	381,395	429,784	391,000	430,000	430,000
4405-000	Business License SB1186 Fee	9,779	9,353	10,937	9,400	11,000	11,000
4420-000	Bus Lic Penalties & Trans	6,011	5,497	21,524	8,000	32,663	27,093
4440-000	Tobacco Retail Permit	240	960	-	-	570	570
4460-000	Parking Permits	283,235	280,095	264,386	252,000	235,700	252,000
4445-000	Filming Permits	80,498	86,130	88,261	85,000	50,000	70,000
4465-001	Fire Permits	14,418	19,453	15,470	12,000	15,000	17,000
4470-001	Grading Permits	-	-	628	300	-	300
4470-002	Street / Curb Permits	27,793	25,231	39,984	30,000	35,000	35,000
4470-004	Street Closure Permits	-	4,461	-	3,000	1,000	1,500
4470-005	Newsrack Permits	-	462	-	500	-	-
4480-000	FOG Wastewater Permit	142	1,045	-	5,000	5,000	5,000
Licenses & Permits		808,280	814,081	870,974	796,200	815,933	849,463
4600-000	Vehicle Code Fines	34,108	48,049	27,321	18,500	31,547	18,500
4610-000	Parking Citations	100,057	(437)	36,237	38,000	25,924	38,000
4620-000	Other Court Fines	9,284	4,679	2,301	1,500	9,405	1,500
Fines & Forfeitures		143,449	52,291	65,860	58,000	66,876	8,000
4800-000	Interest Income	238,731	224,197	423,122	950,437	658,965	658,965
4802-000	Gain / Loss on Investments	25,833	(11,890)	(115,979)	-	-	-
4805-000	Unrealized Gain / Loss	(261,442)	(1,125,662)	(234,458)	-	-	-
4815-000	Chamber Farmers Mkt Cap Impr	4,665	11,572	7,783	5,022	12,000	14,000
4820-000	Rental - Stables	106,240	129,316	136,096	140,000	140,000	140,000
4820-001	Rental - Stables - CIP Rsv	48,693	69,608	73,008	60,000	65,000	65,000
4825-000	Rental - Tennis	79,100	78,896	91,306	108,000	52,000	54,000
4825-001	Rental - Tennis - CIP Rsv	4,900	-	-	-	-	-
4830-001	Rental - Cellular Site	4,374,440	-	-	-	-	-
4830-002	Rental - Cell Phone Site	23,013	-	-	-	-	-
4830-003	Rental - Cell Site - AT&T	15,062	-	-	-	-	-
4830-004	Cell Phone - CW/Bilicke	20,188	-	-	-	-	-
4830-005	Cell Phone - Verizon - San Pascual	17,524	26,197	-	-	-	-
4830-006	Cell Phone - Cingular OG	14,617	-	-	-	-	-
4830-009	Cell Phone - Cingular ASP	16,090	-	-	-	-	-
4830-010	Cell Phone - Verizon - MH	10,416	-	-	-	-	-
4840-000	Rental - War Memorial Building	(600)	23,707	50,039	32,000	36,188	35,000
4850-000	Rental - Eddie Park	-	1,415	2,149	2,000	2,557	2,250
4860-000	Rental - Library Comm Room	2,954	4,182	16,037	20,000	19,500	20,000

REVENUE DETAIL FY 24-25		Actual	Actual	Actual	Adopted	Estimated	Adopted
Acct	Account Title	2020/21	2021/22	2022/23	2023/24	2023/24	2024/25
4870-000	Rental - Racquet Ball Ctr	-	-	-	-	-	-
4885-000	Rental - Sr Citizen Ctr	-	2,098	11,976	12,000	13,084	12,000
4890-000	Rental - Farmer's Market	11,662	12,617	11,617	12,555	14,000	15,000
4891-000	Rental - Orange Grove	-	-	-	-	-	-
4892-000	Rental - Misc	35,730	43,647	39,491	-	22,000	30,000
4893-000	Rental - Batting Cages	1,153	12,642	-	-	-	-
4894-000	Rental - Youth House	-	2,079	2,253	3,000	2,400	2,500
Use of Money & Property		4,788,970	(495,381)	514,439	1,345,014	1,037,694	1,048,715
5000-000	Motor Vehicle In Lieu	-	-	-	-	-	-
5400-000	Sale of Property	993	4,314	1,791	-	-	-
5020-000	State Reimb - Police Training	12,562	18,619	19,165	18,000	30,000	30,000
5030-000	State Mandated Cost	-	-	-	-	-	-
5071-003	Miscellaneous Grants	273,820	5,245	199,481	136,000	136,634	136,000
5071-005	Non-Federal Grants - Pub. Works	-	-	-	-	-	-
5071-007	Misc Federal Grant	328,205	-	-	-	-	-
5071-011	Library Svc. CENIC Grant	-	12,030	-	-	-	-
5073-001	Grants-Police	6,712	41,046	15,734	21,500	-	-
5310-001	Fire Interagency Support Reimb	332,914	98,272	-	300,000	60,000	300,000
Revenue From Other Agencies		955,205	179,525	236,171	475,500	226,634	466,000
Business License App Fee		23,741	20,215	25,730	22,000	26,700	24,000
Non Sufficient Fund Chg		105	140	158	-	-	-
Current Services-Finance		23,846	20,355	25,888	22,000	26,700	24,000
Community Development Misc Fee		-	16,976	4,164	30,000	65	-
Planning Fees 232,459			230,111	263,456	300,000	145,000	145,000
Plan Check 334,541			760,453	811,889	700,000	700,000	720,000
Building Permits		459,335	558,420	589,679	600,000	600,000	620,000
Administrative Citations		1,545	-	44,968	25,000	15,000	25,000
Design Review Fee		-	12,534	39,709	38,000	30,000	30,000
Cultural Heritage (CHC) Fee		-	9,086	15,543	30,000	32,000	32,000
5200-010	Art Development Fee	-	-	-	7,500	5,000	5,000
Current Services-Community Development		1,027,880	1,587,581	1,769,408	1,730,500	1,527,065	1,577,000
5220-001	Engineering Fees - Misc	140,208	138,558	150,393	110,000	113,237	135,600
5220-002	Engineering Plan Check	345	234	1,260	2,500	-	2,500
5221-000	Public Works Plan Check Fees	-	1,044	-	-	-	-
5223-000	NPDES	78,305	79,225	80,073	94,000	75,000	80,000
Current Services-Public Works		218,859	219,061	231,726	206,500	188,237	218,100
5230-001	Police Special Svcs	189,262	3,385	2,415	2,500	2,517	2,500
Vehicle Impound Fees		14,418	25,733	29,472	27,000	49,416	27,000
Police Svcs - Filming		285,925	119,993	381,203	326,000	104,132	300,000
5280-001	Animal Control Fees	163	-	-	-	-	-
Current Services-Police		489,768	149,111	413,090	355,500	156,065	329,500
5255-000	Passport Services	301	-	-	-	-	-
Current Services-Library		301	-	-	-	-	-
5260-000	Library Fees	-	596	834	700	1,075	1,000
Library Fines 575		79	-	-	-	-	-
Library Replacements		763	7,979	6,988	6,200	5,900	6,000
5260-004	Library Equip. Rental	-	235	1,761	1,400	2,500	2,500
Current Services-Library		1,337	8,889	9,582	8,300	9,475	9,500
Sr. Citizens Classes		41	11,525	16,958	16,000	15,475	16,000
Sr. Citizens Membership		1,885	7,754	8,795	8,000	9,500	10,000
5265-004	Sr. Citizens Bus Trips	(40)	(230)	4,851	3,500	5,700	6,000
5265-005	Snr. Citizens Center Programs	300	9	1,088	1,120	1,314	1,180
5265-006	Bingo - Coffee - Med. I.D.	-	51	595	500	450	500
Camp Med Fees		11,218	302,382	324,201	390,000	235,000	300,000
Recreation Classes		195,086	286,146	204,699	230,000	230,000	235,000
Special Events 4,897			8,212	9,601	10,000	20,000	50,000
MTA Bus Pass - General		-	-	-	-	-	10,000
Park/Field Reservations		7,296	91,736	79,646	60,000	70,000	70,000
Concerts in the Park		-	1,450	13,850	25,000	5,150	7,000
War Memorial Kitchen		-	1,179	2,207	2,500	1,506	1,500
Current Services-Community Services		220,684	710,215	666,491	746,620	594,095	707,180
Fire Dept - Filming		134,098	75,195	166,965	130,000	86,000	130,000
Fire Dept - Plan Check		41,646	38,584	36,296	25,000	30,000	32,000
5289-007	Fire Dept - Inspection	114,883	113,825	147,169	100,000	100,000	100,000
5290-001	Paramedic Fees	599,057	681,690	786,460	625,000	818,000	900,000

REVENUE DETAIL FY 24-25		Actual	Actual	Actual	Adopted	Estimated	Adopted
Acct	Account Title	2020/21	2021/22	2022/23	2023/24	2023/24	2024/25
5300-000	Paramedic Subscriptions	27,108	82,805	24,570	35,000	37,000	40,000
5302-000	Fire Command Reimbursements	180,143	148,774	64,353	157,000	130,000	157,000
5305-001	Fire Miscellaneous	12	46	15	100	500	2,000
Current-Services-Fire		1,096,947	1,140,918	1,225,829	1,072,100	1,201,500	1,361,000
Current-Services-ALL		3,079,621	3,836,129	4,342,013	4,141,520	3,703,137	4,226,280
5420-000	Workers Comp Reimb	72,416	-	-	-	-	-
5430-000	Damage to City Property	1,301	250	-	-	-	-
5440-000	Candidate Filing Fee	1,571	-	273	-	-	-
5460-000	Recycling Revenue	2,850	11,710	18,605	16,508	12,973	16,927
5460-001	Recycling Container	-	-	-	-	-	-
5490-000	Cash Over/Short	(1,578)	(21)	1	-	-	-
5501-001	Donations - Misc	3	93	23	-	-	-
5501-003	Donations - Senior Meals	23,913	-	2,927	39,600	22,000	24,000
5505-000	Miscellaneous	68,511	223,089	56,910	10,000	42,876	88,873
5505-001	Duplication Fees	8,394	1,510	150	4,000	2,000	4,546
5510-000	Credit Card Transaction Fee	6,337	8,092	13,310	9,000	90,613	90,613
5530-400	PD Reports & Misc Fees	-	5,778	7,273	7,000	9,183	7,000
Other Revenue		183,717	250,501	99,472	86,108	179,645	231,959
5610-000	Reimbursement-Sewer Fund	69,022	69,022	69,022	69,022	69,022	69,022
5640-000	Reimbursement-Water Fund	414,362	414,362	414,362	414,362	414,362	414,362
Reimbursements From Other Funds		483,384	483,384	483,384	483,384	483,384	483,384
101 - GENERAL FUND TOTAL		37,635,460	34,652,238	37,992,765	39,563,231	38,590,670	40,950,106
5410-000	Insurance Reimbursement - WC	53,052	528,610	418,140	381,137	800,750	800,750
5410-001	Insurance Reimbursement - GL	454,257	114,773	2,475,923	675,000	977,172	977,172
5420-000	Internal Service Charge - WC	681,985	671,480	733,545	647,946	695,180	575,043
5425-000	Internal Service Charge - GL	(408,000)	1,800,000	2,040,000	1,967,800	1,903,400	1,746,395
Other Revenue		781,294	3,114,863	5,667,608	3,671,883	4,376,502	4,099,360
103 - INSURANCE FUND TOTAL		781,294	3,114,863	5,667,608	3,671,883	4,376,502	4,099,360
4800-000	Interest Income	-	13,688	21,305	-	-	-
4802-000	Gain / Loss on Investments	-	(992)	(8,556)	-	-	-
4805-000	Unrealized Gain / Loss	-	(77,139)	(14,354)	-	-	-
Use of Money & Property		-	(64,442)	(1,604)	-	-	-
104 - STREET IMPROVEMENTS PROGRAM		-	(64,442)	(1,604)	-	-	-
4800-000	Interest Income	10,423	7,694	28,793	44,395	34,844	44,395
Use of Money & Property		10,423	7,694	28,793	44,395	34,844	44,395
105 - FACILITIES & EQUIP REPLACEMENT		10,423	7,694	28,793	44,395	34,844	44,395
5520-000	Technology Surcharge	3,126	20,099	31,004	32,000	22,000	22,000
Other Revenue		3,126	20,099	31,004	32,000	22,000	22,000
106 - TECHNOLOGY SURCHARGE TOTAL		3,126	20,099	31,004	32,000	22,000	22,000
9911-000	Transfers from Other Fund	-	-	338,483	-	-	-
Transfers In		-	-	338,483	-	-	-
108 - SR110 GENERAL FUND RESERVE TOTAL		-	-	338,483	-	-	-
4802-000	Gains / Loss on Investment	-	16,544	-	58,560	-	-
Use of Money & Property		-	16,544	-	58,560	-	-
110 - OPEB TRUST FUND TOTAL		-	16,544	-	58,560	-	-
4200-000	Sales & Use Tax	528,052	642,891	674,675	768,191	-	-
Sales Tax		528,052	642,891	674,675	768,191	-	-
4800-000	Interest Income	18,059	5,220	22,633	34,282	-	-
4802-000	Gain / Loss on Investments	1,271	-	-	-	-	-
4805-000	Unrealized Gain / Loss	(12,865)	-	-	-	-	-
Use of Money & Property		6,466	5,220	22,633	34,282	-	-
5266-000	Dial - A - Ride Charges	1,671	2,217	3,059	2,500	-	-
Charges for Current Services		1,671	2,217	3,059	2,500	-	-
5500-000	MTA Bus Pass - Senior	160	1,000	1,210	5,000	-	-
5504-000	Prop A - NTD Disc. Incentive	30,364	-	-	12,000	-	-
Other Revenue		30,524	1,000	1,210	17,000	-	-
205 - LOCAL TRANSIT RETURN "A" TOTAL		566,713	651,328	701,577	821,973	-	-

REVENUE DETAIL FY 24-25		Actual	Actual	Actual	Adopted	Estimated	Adopted
Acct	Account Title	2020/21	2021/22	2022/23	2023/24		
5073-000	Other Revenue	-	3,029,618	1,118,655	-		
Other Revenue		-	3,029,618	1,118,655	-		
206 - SLFRF FUND TOTAL		-	3,029,618	1,118,655	-		
4200-000	Sales & Use Tax	438,000	533,265	559,624	637,194	637,194	612,957
Sales Tax		438,000	533,265		637,194	637,194	612,957
4800-000	Interest Income	12,329	3,478	17,107	24,582	19,294	24,582
4802-000	Gain / Loss on Investments	847	-	-	-	-	-
4805-000	Unrealized Gain / Loss	(8,571)	-	-	-	-	-
Use of Money & Property		4,605	3,478	17,107	24,582	19,294	24,582
4460-001	Parking Revenue	2,164	5,890	6,762	-	4,200	3,000
Charges for Current Services		2,164	5,890	6,762	-	4,200	3,000
207 - LOCAL TRANSIT RETURN "C" TOTAL		444,769	542,633	583,493	661,776	660,688	640,539
4800-000	Interest Income	2,375	475	1,791	2,722	2,136	2,722
4802-000	Gain / Loss on Investments	138	-	-	-	-	-
4805-000	Unrealized Gain / Loss	(1,400)	-	-	-	-	-
Use of Money & Property		1,114	475	1,791	2,722	2,136	2,722
5077-041	MTA Grant - Ped. Improv. - LTF	-	-	-	-	-	-
Revenue From Other Agencies		-	-	-	-	-	-
208 - TEA/METRO TOTAL		1,114	475	1,791	2,722	2,136	2,722
5071-000	Carlyle Library Bequest	-	-	-	-	2,674,036	-
Revenue From Other Agencies		-	-	-	-	2,674,036	-
209 - CARLYLE LIBRARY BEQUEST TOTAL		-	-	-	-	2,674,036	-
4800-000	Interest Income	68,264	58,032	93,116	182,699	101,213	182,699
4802-000	Gain / Loss on Investments	4,810	(2,579)	(26,697)	-	-	-
4805-000	Unrealized Gain / Loss	(48,674)	(200,653)	(44,788)	-	-	-
Use of Money & Property		24,399	(145,200)	21,630	182,699	101,213	182,699
5310-000	Sewer Service Charges	2,108,764	2,200,532	2,226,832	2,100,551	2,100,000	2,100,000
5315-000	Penalty - Sewer	-	-	-	5,000	-	2,000
Charges for Current Services		2,108,764	2,200,532	2,226,832	2,105,551	2,100,000	2,102,000
210 - SEWER TOTAL		2,133,163	2,055,332	2,248,463	2,288,250	2,201,213	2,284,699
5071-000	SB2 Planning Grant	-	-	-	135,000	157,946	-
Revenue From Other Agencies		-	-	-	135,000	157,946	-
213 - SB2 PLANNING GRANT TOTAL		-	-	-	135,000	157,946	-
5017-000	Rogan HR5294 Grant	-	-	-	1,087,899	116,673	-
Revenue From Other Agencies		-	-	-	1,087,899	116,673	-
214 - ROGAN HR5394 GRANT TOTAL		-	-	-	1,087,899	116,673	-
4100-000	Street Light Assessments	892,903	898,450	896,896	900,000	900,000	900,000
Assessments & Special Taxes		892,903	898,450	896,896	900,000	900,000	900,000
4800-000	Interest Income	1,862	1,225	1,526	62	48	62
Use of Money & Property		1,862	1,225	1,526	62	48	62
5430-000	Damage to City Property	-	-	-	-	-	-
5501-012	Donations - Tree Dedications	13,536	20,437	3,685	5,000	10,000	10,000
Other Revenue		13,536	20,437	3,685	5,000	10,000	10,000
215 - STREET LIGHT & LANDSCAPE TOTAL		908,301	920,112	902,107	905,062	910,048	910,062
4800-000	Interest Income	822	564	2,272	3,433	2,695	3,433
Use of Money & Property		822	564	2,272	3,433	2,695	3,433
5250-000	PEG Fees	9,074	7,668	6,660	8,000	7,500	8,000
Revenue From Other Agencies		9,074	7,668	6,660	8,000	7,500	8,000
217 - PUBLIC, EDUC., & GOV'T. TOTAL		9,896	8,231	8,932	11,433	10,195	11,433
4800-000	Interest Income	1,697	393	1,920	2,811	2,207	2,811
4802-000	Gain / Loss on Investments	121	-	-	-	-	-
4805-000	Unrealized Gain / Loss	(1,224)	-	-	-	-	-
Use of Money & Property		594	393	1,920	2,811	2,207	2,811
5082-000	AB 2766 (SCAQMD) Fees	33,243	32,872	35,087	33,200	14,000	14,000
Revenue From Other Agencies		33,243	32,872	35,087	33,200	14,000	14,000
218 - CLEAN AIR ACT TOTAL		33,836	33,265	37,007	36,011	16,207	16,811

REVENUE DETAIL FY 24-25		Actual	Actual	Actual	Adopted	Estimated	Adopted
Acct	Account Title	2020/21	2021/22	2022/23	2023/24		
4800-000	Interest Income	20	1	-	-		
Use of Money & Property		20	1	-	-		
5412-000	Business Improvement Tax	67,454	56,619	63,232	60,000		
5412-001	BIT - Filming Permits	30,086	32,760	33,068	31,875		
Other Revenue		97,540	89,379	96,300	91,875		
220 - BUSINESS IMPROVEMENT TAX TOTAL		97,560	89,380	96,300	91,875		
4800-000	Interest Income	299	195	750	1,139		
Use of Money & Property		299	195	750	1,139		
223 - GOLD LINE MITIGATION FUND TOTAL		299	195	750	1,139		
4800-000	Interest Income	-	316	6,558	-		
Use of Money & Property		-	316	6,558	-		
5575-000	Proceeds from Trust Fund	-	-	-	196,600		
Other Revenue		-	-	-	196,600		
227 - SA-CRA TOTAL		-	316	6,558	196,600		
4800-000	Interest Income	1,007	243	1,772	2,527		
4802-000	Gain / Loss on Investments	68	-	-	-		
4805-000	Unrealized Gain / Loss	(693)	-	-	-		
4810-000	Rental - Arroyo House	9,513	10,538	9,945	10,200		
4880-000	Rental - Nursery/Theater Property	11,000	25,380	39,900	36,700		
Use of Money & Property		20,896	36,161	51,617	49,427		
228 - HOUSING AUTHORITY TOTAL		20,896	36,161	51,617	49,427		
4800-000	Interest Income	12,314	2,825	11,168	16,646		
4802-000	Gain / Loss on Investments	842	-	-	-		
4805-000	Unrealized Gain / Loss	(8,518)	-	-	-		
Use of Money & Property		4,638	2,825	11,168	16,646		
5038-000	State Gas Tax - 2103	170,923	203,534	219,760	267,195		
5039-000	State Gas Tax - 2105	130,520	142,999	153,490	176,937		
5040-000	State Gas Tax - 2106	77,965	86,420	92,911	105,129		
5050-000	State Gas Tax - 2107	160,651	171,078	209,182	212,525		
5060-000	State Gas Tax - 2107.5	21,964	6,000	6,000	6,000		
5070-000	State Gas Tax - SB1	-	-	-	-		
Revenue From Other Agencies		562,024	610,031	681,343	767,786		
5535-000	Loader Fee - Athens	-	-	-	-		
Other Revenue		-	-	-	-		
230 - STATE GAS TAX TOTAL		566,662	612,856	692,511	784,432		
5084-006	County Park Bond - (Prop A)	-	17,649	-	-		
5084-008	County Park Bond - Maint	-	-	-	118,000		
Revenue From Other Agencies		-	17,649	-	118,000		
232 - COUNTY PARK BOND TOTAL		-	17,649	-	118,000		
4200-000	Sales & Use Tax	328,956	399,884	419,597	477,895		
Sales Tax		328,956	399,884	419,597	477,895		
4800-000	Interest Income	12,829	3,864	20,052	28,881		
4802-000	Gain / Loss on Investments	854	-	-	-		
4805-000	Unrealized Gain / Loss	(8,642)	-	-	-		
Use of Money & Property		5,041	3,864	20,052	28,881		
233 - MEASURE R TOTAL		333,996	403,748	439,649	506,776		
5071-022	LACMTA Measure M MAT	-	-	-	475,000		
Revenue From Other Agencies		-	-	-	475,000		
234 - LACMTA MEASURE M MAT TOTAL		-	-	-	475,000		
4200-000	Sales & Use Tax	372,719	452,515	474,654	541,615		
Sales Tax		372,719	452,515	474,654	541,615		
4800-000	Interest Income	15,422	4,907	24,537	35,619		
4802-000	Gain / Loss on Investments	1,096	-	-	-		
4805-000	Unrealized Gain / Loss	(11,090)	-	-	-		
Use of Money & Property		5,428	4,907	24,537	35,619		
236 - MEASURE M TOTAL		378,147	457,422	499,191	577,234		

REVENUE DETAIL FY 24-25		Actual	Actual	Actual	Adopted	Estimated	Adopted
Acct	Account Title	2020/21	2021/22	2022/23	2023/24	2023/24	2024/25
5070-000	State Gas Tax - SB1	474,939	523,795	601,769	666,557	645,563	690,072
Sales Tax		474,939	523,795	601,769	666,557	645,563	690,072
4800-000	Interest Income	8,169	2,748	17,842	25,012	19,631	25,012
4802-000	Gain / Loss on Investments	515	-	-	-	-	-
4805-000	Unrealized Gain / Loss	(5,210)	-	-	-	-	-
Use of Money & Property		3,474	2,748	17,842	25,012	19,631	25,012
237 - ROAD MAINT. & REHAB. ACCT. TOTAL		478,413	526,543	619,611	691,569	665,194	715,084
5071-014	MSRC Grant	-	20,000	-	246,925	-	404,225
Revenue From Other Agencies		-	20,000	-	246,925	-	404,225
238 - MSRC GRANT TOTAL		-	20,000	-	246,925	-	404,225
4800-000	Interest Income	-	439	4,503	5,722	4,491	5,722
Use of Money & Property		-	439	4,503	5,722	4,491	5,722
5071-003	Miscellaneous Grant	273,748	253,983	254,324	252,000	254,324	252,000
Revenue From Other Agencies		273,748	253,983	254,324	252,000	254,324	252,000
239 - MEASURE W TOTAL		273,748	254,423	258,828	257,722	258,815	257,722
4200-000	Sales & Use Tax	-	-	-	250,000	-	372,624
Sales Tax		-	-	-	250,000	-	372,624
240 - MEASURE M MSP TOTAL		-	-	-	250,000	-	372,624
5230-007	Homeless Outreach Service	24,056	43,473	13,429	18,500	-	7,000
Revenue From Other Agencies		24,056	43,473	13,429	18,500	-	7,000
241 - MEASURE H TOTAL		24,056	43,473	13,429	18,500	-	7,000
5071-003	Miscellaneous Grants	204,264	-	-	-	-	-
5071-007	Misc. Federal Grants	-	7,672	-	-	180,188	-
Revenue From Other Agencies		204,264	7,672	-	-	180,188	-
242 - PROP C EXCHANGE TOTAL		204,264	7,672	-	-	180,188	-
5071-003	LACMTA Measure R MIP	-	-	-	475,000	-	600,000
Revenue From Other Agencies		-	-	-	475,000	-	600,000
243 - MEASURE R - MSP TOTAL		-	-	-	475,000	-	600,000
4800-000	Interest Income	75	-	-	-	-	-
4802-000	Gain / Loss on Investments	8	-	-	-	-	-
4805-000	Unrealized Gain / Loss	(83)	-	-	-	-	-
Use of Money & Property		0	-	-	-	-	-
5035-000	SB 821 State Grants	-	-	-	31,103	-	26,986
Revenue From Other Agencies		-	-	-	31,103	-	26,986
245 - BIKE & PEDESTRIAN PATHS TOTAL		0	-	-	31,103	-	26,986
5071-010	SGVCOG Grants	-	-	-	45,000	-	-
Revenue From Other Agencies		-	-	-	45,000	-	-
247 - SGVCOG GRANTS TOTAL		-	-	-	45,000	-	-
5071-045	MSRC Grant - Golden Streets	-	-	-	-	-	-
5077-045	Metro Grant - Golden Streets	332,000	-	420,000	-	-	-
Revenue From Other Agencies		332,000	-	420,000	-	-	-
249 - OPEN STREETS GRANT TOTAL		332,000	-	420,000	-	-	-
5071-016	MWD Grant	-	-	-	-	-	500,000
Revenue From Other Agencies		-	-	-	-	-	500,000
250 - MWD GRANT TOTAL		-	-	-	-	-	500,000
4800-000	Interest Income	-	-	-	-	-	-
5071-017	MWD Grant	-	-	-	-	-	550,000
Revenue From Other Agencies		-	-	-	-	-	550,000
251 -Measrure A GRANT TOTAL		-	-	-	-	-	550,000
4800-000	Interest Income	-	-	-	-	-	-
5071-018	MWD Grant	-	-	-	-	-	193,992
Revenue From Other Agencies		-	-	-	-	-	193,992
252 - Proposition 68 GRANT TOTAL		-	-	-	-	-	193,992
4800-000	Interest Income	6,617	1,759	7,273	10,877	8,537	10,877
4802-000	Gain / Loss on Investments	445	-	-	-	-	-

REVENUE DETAIL FY 24-25		Actual	Actual	Actual	Adopted	Estimated	Adopted
Acct	Account Title	2020/21	2021/22	2022/23	2023/24	2023/24	2024/25
4805-000	Unrealized Gain / Loss	(4,508)	-	-	-	-	-
Use of Money & Property		2,554	1,759	7,273	10,877	8,537	10,877
5215-000	Growth Requirement - Resident	58,207	36,362	51,885	50,000	80,000	50,000
5216-000	Growth Requirement - Comm/ Indus	-	1,233	8,086	10,000	1,000	1,000
Charges for Current Services		58,207	37,595	59,971	60,000	81,000	51,000
255 - CAPITAL GROWTH TOTAL		60,761	39,354	67,244	70,877	89,537	61,877
5075-032	Sr. Program - D99575	42,708	18,383	-	-	-	-
5075-049	ADA Sidewalk	-	-	-	407,782	-	672,924
5075-055	CDBG-CV Grant	53,000	20,321	-	-	-	-
Revenue From Other Agencies		95,708	38,704	-	407,782	-	672,924
5501-003	Donations - Senior Meals	20,579	24,354	20,968	19,599	19,599	19,104
5550-000	Prior Year Adjustment	-	-	-	-	-	-
Other Revenue		20,579	24,354	20,968	19,599	19,599	19,104
260 - CDBG TOTAL		116,287	63,058	20,968	427,381	19,599	692,028
4800-000	Interest Income	2,465	669	2,749	4,177	3,278	4,177
4802-000	Gain / Loss on Investments	181	-	-	-	-	-
4805-000	Unrealized Gain / Loss	(1,832)	-	-	-	-	-
Use of Money & Property		814	669	2,749	4,177	3,278	4,177
5075-001	Asset Forfeiture - DOJ	76,501	30,813	-	-	236,385	-
Revenue From Other Agencies		76,501	30,813	-	-	236,385	-
270 - ASSET FORFEITURE TOTAL		77,315	31,482	2,749	4,177	239,663	4,177
4800-000	Interest Income	4,723	1,279	5,465	9,066	7,116	9,066
4802-000	Gain / Loss on Investments	298	-	-	-	-	-
4805-000	Unrealized Gain / Loss	(3,013)	-	-	-	-	-
Use of Money & Property		2,008	1,279	-	9,066	7,116	9,066
5005-000	State Grant - COPS (AB3229)	156,727	161,285	165,370	224,500	748,026	354,000
Revenue From Other Agencies		156,727	161,285	165,370	224,500	748,026	354,000
272 - POLICE GRANTS - STATE TOTAL		158,735	162,564	170,835	233,566	755,142	363,066
4800-000	Interest Income	-	-	-	-	-	-
Use of Money & Property		-	-	-	-	-	-
5036-000	Homeland Security Grant	-	-	-	-	62,680	350,049
Revenue From Other Agencies		-	-	-	-	62,680	350,049
274 - HOMELAND SECURITY GRANT TOTAL		-	-	-	-	62,680	350,049
4800-000	Interest Income	3,831	2,675	10,260	14,757	11,582	14,757
Use of Money & Property		3,831	2,675	10,260	14,757	11,582	14,757
5200-008	Park Impact Fees	164,527	103,108	177,067	160,000	200,000	200,000
Charges for Current Services		164,527	103,108	177,067	160,000	200,000	200,000
275 - PARK IMPACT FEE		164,527	103,108	177,067	174,757	211,582	214,757
4800-000	Interest Income	24	13	67	101	79	101
Use of Money & Property		24	13	67	101	79	101
5071-015	Historic Preservation Grant	-	40,000	-	-	-	-
Revenue From Other Agencies		-	40,000	-	-	-	-
276 - HISTORIC PRESERVATION GRANT		24	40,013	67	101	79	101
5071-016	HSIP Grant	2,090	163	180,188	307,862	75,000	227,452
Revenue From Other Agencies		2,090	163	180,188	307,862	75,000	227,452
277 - HSIP GRANT TOTAL		2,090	163	180,188	307,862	75,000	227,452
5071-020	Miscellaneous Grant - State	-	-	135,000	4,000	-	-
Revenue From Other Agencies		-	-	-	-	-	-
278 - HOUSING ELEMENT GRANT TOTAL		-	-	135,000	4,000	-	-
5071-000	Miscellaneous Grant - State	-	-	-	368,445	-	-
Revenue From Other Agencies		-	-	-	368,445	-	-
281 - CA STATE LIBRARY BUILDING GRANT TO		-	-	-	368,445	-	-
4800-000	Interest Income	29	-	5,395	-	-	-
4802-000	Gain / Loss on Investments	2	-	-	-	-	-
4805-000	Unrealized Gain / Loss	(18)	-	-	-	-	-

REVENUE DETAIL FY 24-25		Actual	Actual	Actual	Adopted	Estimated	Adopted
Acct	Account Title	2020/21	2021/22	2022/23	2023/24	2023/24	2024/25
Use of Money & Property		13	-	5,395	-	-	-
5275-001	Green Fees / Mini Golf	1,111,553	945,801	1,044,144	997,500	997,500	1,086,500
5275-002	Range	564,930	359,545	548,095	536,000	536,000	577,000
5275-003	Golf Shop	43,937	50,203	43,299	71,850	65,000	76,850
5275-004	Food	36,750	25,987	20,694	31,700	25,000	33,850
5275-005	Filming	9,964	8,767	16,376	12,600	8,500	12,600
Charges for Current Services		1,767,133	1,390,303	1,672,607	1,649,650	1,632,000	1,786,800
295-ARROYO SECO GOLF COURSE TOTAL		1,767,146	1,390,303	1,678,002	1,649,650	1,632,000	1,786,800
4800-000 Interest Income		6,969	-	-	-	-	-
Gain / Loss on Investments 4805-000		759	-	-	-	-	-
Unrealized Gain / Loss		(7,682)	-	-	-	-	-
Use of Money & Property		46	-	-	-	-	-
327 - 2000 TAX ALLOCATION BONDS TO TAL		46	-	-	-	-	-
4800-000 Interest Income		26,394	77,718	370,036	607,678	333,291	607,678
4802-000 Gain / Loss on Investments		2,824	(4,019)	(112,837)	-	-	-
4805-000 Unrealized Gain / Loss		(28,576)	(312,648)	(189,298)	-	-	-
Use of Money & Property		642	(238,949)	67,901	607,678	333,291	607,678
5320-000 Water Sales		11,508,051	12,102,176	11,195,543	12,572,000	10,400,000	10,400,000
5325-000 Standby Service Charge		129,569	67,649	50,977	74,800	50,000	50,000
5327-000 Efficiency Fee		(9)	-	-	-	-	-
5330-000 Private Fire Service		42,444	37,491	39,179	30,000	-	-
Charges for Current Services		11,680,055	12,207,315	11,285,698	12,676,800	10,450,000	10,450,000
5360-000 Rubbish Clearing		-	(8)	-	-	-	-
5505-000 Miscellaneous		-	9,302,561	-	-	-	-
5510-000 Misc Service Revenue		22,001	15,408	19,570	8,500	-	-
5540-000 Service Fees		2,735	(81)	2,375	10,000	2,000	2,000
5560-000 Sewer Billing Fees		-	-	-	30,000	-	-
Other Revenue		24,736	9,317,881	21,945	48,500	2,000	2,000
5071-020 Prop 68 Groundwater Remediation Gr		-	-	-	2,200,000	-	2,023,175
Revenue From Other Agencies		-	-	-	2,200,000	-	2,023,175
500 - WATER TOTAL		11,705,433	21,286,247	11,375,545	15,532,978	10,785,291	13,082,853
4800-000 Interest Income		4,100	2,714	11,440	17,158	13,467	17,158
Use of Money & Property		4,100	2,714	11,440	17,158	13,467	17,158
5327-000 Efficiency Fee		215,966	203,565	165,680	225,000	160,000	160,000
Charges for Current Services		215,966	203,565	165,680	225,000	160,000	160,000
5071-003 Miscellaneous Grants		30,604	-	-	40,000	-	-
Revenue From Other Agencies		30,604	-	-	40,000	-	-
503 - WATER EFFICIENCY FUND		250,670	206,280	177,120	282,158	173,467	177,158
4800-000 Interest Income		-	197	5,671	-	-	-
Use of Money & Property		-	197	5,671	-	-	-
505 - 2016 WATER REVENUE BONDS TOTAL		-	197	5,671	-	-	-
4800-000 Interest Income		29,030	18,063	8,191	-	-	-
Use of Money & Property		29,030	18,063	8,191	-	-	-
506 - SRF OAN - WATER TOTAL		29,030	18,063	8,191	-	-	-
4800-000 Interest Income		4,262	3,139	12,968	19,172	15,047	19,172
Use of Money & Property		4,262	3,139	12,968	19,172		
5335-000 Water Impact Fees		121,331	66,383	56,350	180,000	500,000	500,000
5336-000 Sewer Impact Fees		5,112	6,975	7,485	10,000	15,000	15,000
Charges for Current Services		126,443	73,358	63,835	190,000	515,000	515,000
510 - WATER & SEWER IMPACT FEES TOTAL		130,705	76,496	76,803	209,172	530,047	534,172
4800-000 Interest Income		-	7	327	-	-	-
Use of Money & Property		-	7	327	-	-	-
550 - PUBLIC FINANCING TOTAL		-	7	327	-	-	-
4000-000 Property Tax - Current Secured		285,849	172,383	269,170	196,600	196,600	196,600
Property Tax		285,849	172,383	269,170	196,600	196,600	196,600
927 - REDEV. OBLIGATIONS TOTAL		285,849	172,383	269,170	196,600	196,600	196,600

REVENUE DETAIL FY 24-25		Actual	Actual	Actual	Adopted	Estimated	Adopted
Acct	Account Title	2020/21	2021/22	2022/23	2023/24	2023/24	2024/25
	CITYWIDE TOTAL	59,990,586	71,050,222	67,112,724	73,598,224	68,678,633	74,251,573

EXPENDITURE SUMMARY BY FUND FY 24-25

Category/Fund	Actual 2020/21	Actual 2021/22	Actual 2022/23	Estimated 2023/24	Adopted 2024/25
Wages & Benefits	22,108,355	25,216,188	24,460,162	23,332,994	27,387,483
Operations & Maintenance	5,875,483	7,495,907	11,571,313	11,114,164	12,403,009
Capital Outlay	39,802	13,005	159,909	204,735	76,500
101 - General Fund Total	28,023,640	32,725,100	36,274,708	34,651,894	39,866,992
Operations & Maintenance	2,167,385	4,276,759	5,290,303	3,656,397	4,099,360
103 - Insurance Fund Total	2,167,385	4,276,759	5,290,303	3,656,397	4,099,360
Capital Projects	150,934	15,491	43,984	-	-
104 - Street Improvements Program Total	150,934	15,491	43,984	-	-
Operations & Maintenance	-	-	179,324	379,000	540,000
Capital Outlay	77,691	942	36,876	-	-
Capital Projects	493,994	102,245	39,188	-	-
105 - Facilities & Equip. Replacement Total	571,685	103,187	255,387	379,000	540,000
Capital Projects	-	-	-	-	-
108 - SR110 General Fund Reserve Total	-	-	-	-	-
Wages & Benefits	-	-	-	-	-
Operations & Maintenance	-	-	-	-	-
Capital Outlay	-	-	-	-	-
Other Expenses	-	-	1,141,509	-	-
110 - OPEB Trust Fund Total	-	-	1,141,509	-	-
Wages & Benefits	187,334	220,062	372,971	574,204	615,143
Operations & Maintenance	63,453	57,560	95,807	240,630	281,509
Capital Outlay	64,500	-	175,843	-	246,362
Capital Projects	-	-	5,617	-	-
205 - Prop "A" Total	315,286	277,622	650,237	814,834	1,143,014
Wages & Benefits	-	-	813,917	-	-
Operations & Maintenance	-	-	152,692	218,420	120,000
Capital Outlay	-	-	152,047	-	300,000
Other Expenses	-	-	-	-	-
Transfer Out	-	-	-	-	-
Capital Projects	-	-	-	-	-
206 - SLFRF Fund Total	-	-	1,118,655	218,420	420,000
Wages & Benefits	200,295	192,956	155,158	22,744	-
Operations & Maintenance	82,684	116,730	73,212	30,000	-
Capital Projects	11,460	21,090	35,400	-	-
207 - Prop "C" Total	294,439	330,776	263,771	52,744	-
Capital Projects	125,801	18,100	-	-	-
208 - TEA/Metro Total	125,801	18,100	-	-	-
Wages & Benefits	424,165	420,465	500,829	479,161	697,022
Operations & Maintenance	74,703	410,511	396,651	393,760	669,814
Capital Outlay	77,123	-	-	-	-
Other Expenses	46,183	219,282	210,171	-	-
Capital Projects	473,091	-	-	-	-
210 - Sewer Total	1,095,266	1,050,258	1,107,650	872,921	1,366,836
Capital Projects	-	-	45,068	-	-
213 - SB2 Planning Grant Total	-	-	45,068	-	-
Capital Projects	3,211	-	167,246	-	-
214 - Rogan HR5394 Grant Total	3,211	-	167,246	-	-
Wages & Benefits	199,179	207,461	146,085	205,107	235,953
Operations & Maintenance	732,020	1,045,666	1,115,695	1,397,161	1,467,200
Capital Outlay	-	15,923	-	-	-
Capital Projects	-	-	-	-	-
215 - Street Light & Landscape Total	931,199	1,269,049	1,261,780	1,602,268	1,703,153
Operations & Maintenance	-	-	-	-	-
Capital Outlay	35,924	-	-	-	-
218 - Clean Air Act Total	35,924	-	-	-	-

Category/Fund	Actual 2020/21	Actual 2021/22	Actual 2022/23	Estimated 2023/24	Adopted 2024/25
Operations & Maintenance	107,000	105,500	108,432	133,000	88,000
220 - Business Improvement Tax Total	107,000	105,500	108,432	133,000	88,000
Operations & Maintenance	9,650	9,052	8,041	9,200	15,000
226 - Mission Meridian Public Garage Total	9,650	9,052	8,041	9,200	15,000
Wages & Benefits	-	-	-	-	-
Operations & Maintenance	51,743	44,493	35,050	196,600	196,000
227 - Successor Agency to CRA Total	51,743	44,493	35,050	196,600	196,000
Operations & Maintenance	10,361	373	3,690	6,700	139,000
228 - Housing Authority Total	10,361	373	3,690	6,700	139,000
Wages & Benefits	469,132	497,374	625,094	739,787	827,305
Operations & Maintenance	88,920	115,888	124,579	169,500	338,600
Capital Outlay	25,185	-	-	-	65,000
Capital Projects	-	-	-	-	-
230 - State Gas Tax Total	583,237	613,262	749,673	909,287	1,230,905
Wages & Benefits	-	-	-	-	-
Operations & Maintenance	27,957	54,329	46,543	44,600	103,500
232 - County Park Bond Total	27,957	54,329	46,543	44,600	103,500
Wages & Benefits	-	-	21,020	64,480	54,342
Operations & Maintenance	-	-	-	180,473	50,000
Capital Projects	343,453	31,773	-	-	-
233 - Measure R Total	343,453	31,773	21,020	244,953	104,342
Capital Projects	-	-	-	-	-
234 - LACMTA Measure M MAT Total	-	-	-	-	-
Wages & Benefits	-	-	21,020	64,481	54,342
Operations & Maintenance	-	-	18,390	400,000	150,000
Capital Outlay	25,185	-	-	-	67,867
Capital Projects	-	-	-	-	-
236 - Measure M Total	25,185	-	39,410	464,481	272,209
Capital Projects	451,157	-	-	-	-
237 - Road Maint. & Rehab. Acct. Total	451,157	-	-	-	-
Capital Outlay	-	-	-	-	-
Capital Projects	1,151	-	4,550	-	-
238 - MSRC Grant Total	1,151	-	4,550	-	-
Wages & Benefits	26,481	21,886	31,582	42,514	61,404
Operations & Maintenance	16,074	72,809	123,113	166,666	177,000
Capital Projects	-	-	-	-	-
239 - Measure W Total	42,555	94,695	154,695	209,180	238,404
Capital Projects	-	-	-	-	-
240 - Measure M MSP Total	-	-	-	-	-
Wages & Benefits	38,582	50,982	-	-	-
241 - Measure H Total	38,582	50,982	-	-	-
Capital Projects	44,618	8,076	17,093	-	-
242 - Prop C Exchange Funds Total	44,618	8,076	17,093	-	-
Capital Projects	10,252	-	-	-	-
245 - Bike & Pedestrian Paths Total	10,252	-	-	-	-
Operations & Maintenance	-	-	-	-	-
247 - SGVCOG Grant Total	-	-	-	-	-
Capital Projects	7,830	-	-	-	-
248 - BTA Grants Total	7,830	-	-	-	-
Operations & Maintenance	10,745	301,052	90,033	-	-
249 - Golden Streets Grant Total	10,745	301,052	90,033	-	-
Capital Projects	-	-	20,252	-	-

Category/Fund	Actual 2020/21	Actual 2021/22	Actual 2022/23	Estimated 2023/24	Adopted 2024/25
255 - Capital Growth Total	-	-	20,252	-	-
Operations & Maintenance	62,980	65,950	23,292	19,599	19,104
Capital Projects	-	-	-	-	-
260 - CDBG Total	62,980	65,950	23,292	19,599	19,104
Wages & Benefits	-	-	-	-	-
Operations & Maintenance	-	20,100	-	10,000	10,000
Capital Outlay	-	-	-	50,000	50,000
270 - Asset Forfeiture Total	-	20,100	-	60,000	60,000
Capital Outlay	24,478	136,767	-	73,011	73,011
272 - Police Grants - State (COPS) Total	24,478	136,767	-	73,011	73,011
Capital Outlay	-	125,360	-	-	350,049
274 - Homeland Security Grant Total	-	125,360	-	-	350,049
Operations & Maintenance	18,050	15,035	3,099	-	-
Capital Projects	-	138,745	36,288	-	-
275 - Park Impact Fees Total	18,050	153,780	39,386	-	-
Wages & Benefits	-	-	-	-	-
Capital Projects	-	-	21,317	-	-
277 - HSIP Grant Total	-	-	21,317	-	-
Wages & Benefits	-	-	-	-	-
Operations & Maintenance	-	-	-	-	25,000
Capital Outlay	-	-	-	-	-
278 - Housing Element Grant Total	-	-	-	-	25,000
Wages & Benefits	-	-	-	-	-
Operations & Maintenance	1,084,188	1,267,820	1,341,028	1,208,152	1,431,511
Capital Outlay	-	-	-	-	-
Other Expenses	53,791	50,784	33,386	-	-
Capital Projects	-	-	14,632	-	-
295 - Arroyo Seco Golf Course Total	1,137,979	1,318,604	1,389,046	1,208,152	1,431,511
Operations & Maintenance	184,839	183,383	177,755	425,808	425,808
310 - Sewer Capital Projects Total	184,839	183,383	177,755	425,808	425,808
Capital Projects	-	-	-	2,662,230	16,332,709
400 - Capital Improvement Projects Fund	-	-	-	2,662,230	16,332,709
Wages & Benefits	1,710,650	1,905,784	1,885,289	1,845,458	2,222,063
Operations & Maintenance	3,293,633	3,789,440	3,862,468	4,671,206	7,039,602
Capital Outlay	32,708	18,379	-	-	837,867
Other Expenses	999,203	1,840,220	1,808,696	-	-
Capital Projects	10,061	(49,624)	-	-	-
500 - Water Total	6,046,255	7,504,199	7,556,453	6,516,664	10,099,532
Wages & Benefits	107,838	135,019	99,582	153,449	136,921
Operations & Maintenance	25,678	24,737	77,401	63,380	159,200
Capital Outlay	-	-	-	-	40,000
Capital Projects	50,839	-	-	-	-
503 - Water Efficiency Fund Total	184,355	159,756	176,983	216,829	336,121
Operations & Maintenance	1,595,899	1,571,200	1,534,200	2,475,800	2,475,425
505 - 2016 Water Revenue Bonds Total	1,595,899	1,571,200	1,534,200	2,475,800	2,475,425
Operations & Maintenance	104,607	101,869	147,478	266,415	532,531
505 - 2016 Water Revenue Bonds Total	104,607	101,869	147,478	266,415	532,531
Operations & Maintenance	129,376	117,376	102,540	522,976	520,276
550 - Public Financing Authority Total	129,376	117,376	102,540	522,976	520,276
Operations & Maintenance	-	-	-	196,600	196,600
927 - Redev. Oblig. Retirement Total	-	-	-	196,600	196,600
CITYWIDE TOTAL	44,969,061	52,838,273	60,087,229	59,110,561	84,404,389

General Fund Revenue Summary

Revenue Category	Actual 2020/21	Actual 2021/22	Actual 2022/23	Adopted 2023/24	Estimated 2023/24	Adopted 2024/25
Property Taxes	16,773,318	17,906,070	18,728,374	19,700,384	19,756,301	20,692,452
Assessments & Special Taxes	347,931	364,223	395,801	375,149	406,000	420,000
Sales Taxes	5,132,645	6,096,613	6,523,428	6,478,033	6,215,543	6,316,170
Utility Users Taxes	3,738,531	3,875,268	4,431,072	4,352,462	4,478,377	4,752,155
Franchise Fees	1,200,408	1,289,532	1,301,778	1,271,477	1,221,147	1,405,527
License & Permits	808,280	814,081	870,974	796,200	815,933	849,463
Fines & Forfeitures	143,449	52,291	65,860	58,000	66,876	58,000
Use of Money & Property	4,788,970	(495,381)	514,439	1,345,014	1,037,694	1,048,715
Other Agencies	955,205	179,525	236,171	475,500	226,634	466,000
Current Services	3,079,621	3,836,129	4,342,013	4,141,520	3,703,137	4,226,280
All Other Revenues	183,717	250,501	99,472	86,108	179,645	231,959
Reimbursement From Other Funds	483,384	483,384	483,384	483,384	483,384	483,384
Total GF Revenues	37,635,460	34,652,238	37,992,765	39,563,231	38,590,670	40,950,106

General Fund Expenditure Summary

Department/Program Exp	Actual 2020/21	Actual 2021/22	Actual 2022/23	Adopted 2023/24	Estimated 2023/24	Adopted 2024/25
City Council	35,890	45,446	35,161	118,903	126,006	126,968
City Manager	1,577,656	1,815,368	1,302,705	1,274,785	1,102,054	1,090,903
Management Services						
Management Services	-	6,615	443,077	485,105	557,333	602,717
City Clerk	115,512	-	390,154	447,319	321,026	428,416
Elections	76,843	93,242	84,086	63,900	100	155,000
Human Resources	350,761	-	820,456	841,614	742,556	921,621
Transportation Planning	287	90	-	-	-	-
Legal Services	607,285	572,032	957,860	420,000	745,531	745,531
Innovation and Technology	541,110	-	988,373	1,151,511	1,120,129	1,225,078
Finance						
Finance	871,011	1,040,325	1,165,149	1,050,473	1,024,464	1,044,818
City Treasurer	8,444	9,993	8,425	9,239	9,239	9,424
Non-Dept/Overhead	996,366	2,264,416	2,635,668	2,539,444	2,413,902	2,986,985
Police	10,400,998	11,384,907	10,638,978	11,398,978	9,996,931	12,118,916
Fire						
Fire	6,315,749	7,716,685	7,331,752	7,300,602	6,686,295	7,163,779
Emergency Preparedness	31,932	46,904	39,748	55,000	54,500	45,000
Public Works	-	-	-	-	-	-
Admin & Engineering	618,493	572,717	678,021	1,243,249	1,069,617	765,441
Environmental Services	653	55,009	144,438	207,480	115,031	288,355
Park Maintenance	476,793	581,680	539,630	975,901	932,284	1,067,973
Facilities Maintenance	826,985	901,702	974,407	1,344,778	1,167,024	1,525,786
Community Development	1,819,769	2,428,641	3,569,588	4,100,795	3,079,928	3,515,392
Library	1,608,369	1,839,131	1,833,000	2,211,234	1,984,057	2,143,978
Community Services						
Senior Services	202,374	237,957	385,763	437,749	371,625	416,051
Community Services	217,223	276,302	366,840	373,413	302,546	469,477
Recreation and Youth Services	323,135	835,939	858,103	1,085,519	729,718	1,009,384
Capital Projects	-	-	83,325	-	-	-
Total GF Expenditures	28,023,640	32,725,100	36,274,708	39,136,992	34,651,894	39,866,992

CAPITAL IMPROVEMENT PROJECTS

Project No.	Project Name	FY 2023-24 Budget	FY 2023-24 Projected	FY 2023-24 Carry-Over	FY 2024-25 New	FY 2024-25 Budget
General Building & Facilities - 9001						
9206	825 Mission Yard Security Gate	160,000	-	-	-	-
9224	Citywide Facility Repair	373,652	44,082	329,570	-	329,570
9226	FD Front Bay Door Replacement	80,000	-	80,000	55,000	135,000
9229	PD Locker/Restroom Improvement	190,000	-	90,000	-	90,000
9230	PD Improvements	17,000	-	-	-	-
9231	PD Briefing Room Update	19,000	-	-	-	-
9232	PD1st Floor Inter Paint/Drywal	13,000	26,061	-	-	-
9242	War Memorial Audio/Vis. Equipm	-	-	-	-	-
9269	War Memorial HVAC Repairs	25,000	-	-	-	-
9273	Rec. Facilities Key System	-	-	-	20,000	20,000
9404	Citywide Facilities Assessment/ Security Enhancement	287,160	-	287,160	-	287,160
9214	FD Diesel Exhaust System Replacement	50,000	-	50,000	-	50,000
9330	Senior Center Flooring	60,000	-	60,000	-	60,000
Subtotal General Building & Facilities		1,274,812	70,143	896,730	75,000	971,730
Housing Authority - 9002						
9342	308 San Pascual Residence Improvements	30,000	17,150	12,850	17,150	30,000
Subtotal Housing Authority		30,000	17,150	12,850	17,150	30,000
Information Technology - 9003						
9149	VoiP Phone System Installation	200,000	108,451	21,549	-	21,549
9186	CD Permit Management Software	212,410	100,875	111,535	(2,054)	109,481
9187	CD Record Scan & Doc Managmnt	-	-	-	-	-
9407	CMMS/Work Order System/GIS	120,000	-	120,000	-	120,000
9182	Agenda Management System	50,000	8,400	21,600	-	21,600
9422	City Technology & Financial Systems	-	-	-	90,000	90,000
9183	City Website System & Design	60,000	39,970	-	-	-
Subtotal Information Technology		642,410	257,696	274,684	87,946	362,630
Library - 9004						
9301	Library HVAC Repairs	259,100	-	-	-	-
9322	Library ADA Ramp, Light. & Imp	20,000	-	20,000	53,054	73,054
9405	Library Security Camera System	20,000	-	20,000	100,698	120,698
9328	Library Facility Improvements	100,514	-	31,907	-	31,907
9329	Library Roof	291,781	-	166,636	-	166,636
9338	Library Master Plan	150,000	-	150,000	-	150,000
9424	Library Radio Frequency Identification (RFID)	160,000	-	90,000	-	90,000
Subtotal Library		1,001,395	-	478,543	153,752	632,295
Community Services & Parks - 9005						
9033	Grevalia&Berkshire Pocket Park	839,968	22,704	817,264	950,806	1,768,070
9157	Golf Course Netting Replacemen	735,368	5,225	730,143	-	730,143
9263	Pocket Park Construction	-	-	-	-	-
9367	Parks Master Plan	150,000	-	150,000	-	150,000
9369	Snake Trail Improvements	50,000	-	50,000	-	50,000
9425	Arroyo Seco Golf Course Comprehensive Plan	-	-	-	135,000	135,000
Subtotal Community Services & Parks		1,775,336	27,929	1,747,407	1,085,806	2,833,213
Sewer - 9006						
9408	Sewer Sys. Rep., Rehab&Replace	500,000	100,000	400,000	-	400,000
Subtotal Sewer		500,000	100,000	400,000	-	400,000
Stormwater - 9007						
9364	Rio Hondo LRS Alham, Wash Trtm	5,000	-	5,000	50,000	55,000
9411	Huntington Drive Green Street	250,000	239,863	10,137	-	10,137
9412	City Hall Stormwater Project	500,000	100,000	400,000	500,000	900,000
9413	Arroyo Seco San Rafael & San Pascual Projects	437,500	70,630	366,870	-	366,870
Subtotal Stormwater		1,192,500	410,493	782,007	550,000	1,332,007
Streets - 9008						
9203	Street Repairs - 2023	3,958,538	1,340,548	2,617,990	-	2,617,990
9264	ADA Sidewalk Repairs	432,782	30,000	402,782	111,059	513,841
Subtotal Streets		4,391,320	1,370,548	3,020,772	111,059	3,131,831
Sustainability - 9009						
9188	City/Civic EV Charging System	421,898	191,199	230,699	-	230,699
9189	Arroyo Park EV Charging System	50,000	-	50,000	-	50,000
9402	EV Charging Station (MSRC)	-	-	-	-	-
9410	Climate Action Plan	120,000	-	-	-	-
Subtotal Sustainability		591,898	191,199	280,699	-	280,699
Transportation & Traffic - 9010						
9102	Fremont/Huntington MAT Project	475,000	-	475,000	437,600	912,600
9161	North-South Corridor ITS Dploy	1,241,350	115,593	1,125,757	103,091	1,228,848
9192	Fair Oaks Traffic Signal Const	394,558	5,000	-	-	-
9278	Fair Oaks ITS Project	-	-	-	-	-
9290	Grevelia/Fair Oaks Int. Imprv	50,000	-	50,000	-	50,000
9350	Pedestrian Crossing Devices	200,000	-	200,000	122,624	322,624
9351	Rect. Rapid Flashing Beacons	266,112	13,388	252,725	-	252,725
9421	Special Transportation Projects	100,000	83,492	16,508	125,000	141,508
9103	Fremont/Huntington MIP Project	475,000	-	475,000	125,000	600,000
9423	Citywide Mobility / Active Transport Plan Update	-	-	-	150,000	150,000
Subtotal Transportation & Traffic		3,202,020	217,472	2,594,990	1,063,315	3,658,305

Project No.	Project Name	FY 2023-24 Budget	FY 2023-24 Projected	FY 2023-24 Carry-Over	FY 2024-25 New	FY 2024-25 Budget
Water - 9011						
9300	Ann. Water Main Repairs	2,000,000	-	2,000,000	-	2,000,000
9348	Water Facil. Site Improvements	88,000	-	-	-	-
9349	Advanced Metering Infr. (AMI)	150,000	-	150,000	-	150,000
9409	Westside Reservoir	550,000	-	550,000	-	550,000
9414	Elevated Tanks-Raymond/Bilikie	120,000	-	-	-	-
	Subtotal Water	2,908,000	-	2,700,000	-	2,700,000
Totals		\$ 17,509,691	\$ 2,662,630	\$ 13,188,682	\$ 3,144,027	\$ 16,332,709

Project No.	Project Name	FY 2025	101 General Fund	104 Street Improvement Program	105 Facil. & Equip. Replacement	108 SR 110 Gen Fund Reserve	206 SLRF
9033	Grevelia&Berkshire Pocket Park	1,768,070	-	-	-	-	
9102	Fremont/Huntington MAT Project	912,600	-	-	-	-	
9149	VoIP Phone System Installation	21,549	-	-	-	-	21,549
9157	Golf Course Netting Replacemen	730,143	-	-	-	-	
9161	North-South Corridor ITS Dploy	1,228,848	-	-	-	136,356	
9186	CD Permit Management Software	109,481	-	-	-	-	111,535
9187	CD Record Scan & Doc Managmnt	-	-	-	-	-	
9188	City/Civic EV Charging System	230,699	-	-	-	-	130,699
9189	Arroyo Park EV Charging System	50,000	-	-	-	-	50,000
9192	Fair Oaks Traffic Signal Const	-	-	-	-	-	
9203	Street Repairs - 2023	2,617,990	-	957,897	-	-	
9206	825 Mission Yard Security Gate	-	-	-	-	-	
9224	Citywide Facility Repair	329,570	-	-	329,570	-	
9226	FD Front Bay Door Replacement	135,000	-	-	135,000	-	
9229	PD Locker/Restroom Improvement	90,000	-	-	90,000	-	
9230	PD Improvements	-	-	-	-	-	
9231	PD Briefing Room Update	-	-	-	-	-	
9232	PD1st Floor Inter Paint/Drywal	-	-	-	-	-	
9242	War Memorial Audio/Vis. Equipm	-	-	-	-	-	
9263	Pocket Park Construction	-	-	-	-	-	
9264	ADA Sidewalk Repairs	513,841	-	-	-	-	
9269	War Memorial HVAC Repairs	-	-	-	-	-	
9273	Rec. Facilities Key System	20,000	-	-	20,000	-	
9278	Fair Oaks ITS Project	-	-	-	-	-	
9290	Grevelia/Fair Oaks Int. Imprv	50,000	-	-	-	-	
9300	Ann. Water Main Repairs	2,000,000	-	-	-	-	
9301	Library HVAC Repairs	-	-	-	-	-	
9322	Library ADA Ramp, Light. & Imp	73,054	-	-	73,054	-	
9348	Water Facil. Site Improvements	-	-	-	-	-	
9349	Advanced Metering Infr. (AMI)	150,000	-	-	-	-	
9350	Pedestrian Crossing Devices	322,624	-	-	-	-	
9351	Rect. Rapid Flashing Beacons	252,725	-	-	-	-	
9364	Rio Hondo LRS Alham, Wash Trtm	55,000	-	-	-	-	
9402	EV Charging Station (MSRC)	-	-	-	-	-	
9404	Citywide Facilities Assessment/ Security Enh.	287,160	-	-	287,160	-	
9405	Library Security Camera System	120,698	-	-	120,698	-	
9407	CMMS/Work Order System/GIS	120,000	-	-	-	-	
9414	Elevated Tanks-Raymond/Bilkie	-	-	-	-	-	
9408	Sewer Sys. Rep., Rehab&Replace	400,000	-	-	-	-	
9409	Westside Reservoir	550,000	-	-	-	-	
9410	Climate Action Plan	-	-	-	-	-	
9214	FD Diesel Exhaust System Replacement	50,000	-	-	50,000	-	
9342	308 San Pascual Residence Improvements	30,000	-	-	-	-	
9182	Agenda Management System	21,600	-	-	-	-	21,600
9183	City Website System & Design	-	-	-	-	-	
9328	Library Facility Improvements	31,907	-	-	31,907	-	
9329	Library Roof	166,636	-	-	166,636	-	
9338	Library Master Plan	150,000	-	-	-	-	150,000
9367	Parks Master Plan	150,000	-	-	-	-	
9421	Special Transportation Projects	141,508	-	-	-	-	
9369	Snake Trail Improvements	50,000	-	-	-	-	
9330	Senior Center Flooring	60,000	-	-	60,000	-	
9413	Arroyo Seco San Rafael & San Pascual Projects	366,870	-	-	-	-	229,370
9411	Huntington Drive Green Street	10,137	-	-	-	-	-
9412	City Hall Stormwater Project	900,000	-	-	-	-	200,000
9422	City Technology & Financial Systems	90,000	-	-	-	-	90,000
9423	Citywide Mobility / Active Transport Plan Update	150,000	-	-	-	-	
9424	Library Radio Frequency Identification (RFID)	90,000	-	-	-	-	90,000
9425	Arroyo Seco Golf Course Comprehensive Plan	135,000	-	-	-	-	
9103	Fremont/Huntington MIP Project	600,000	-	-	-	-	
Totals		\$ 16,332,709	\$ -	\$ 957,897	\$ 1,364,025	\$ 136,356	\$ 1,094,753

Project No.	Project Name	FY 2025	207 Prop C	210 Sewer	213 SB2 Planning Grant	214 Rogan HR5294 Grant	228 Housing Authority	230 Gas Tax	233 Measure R Local	234 Measure M-MAT
9033	Grevalia&Berkshire Pocket Park	1,768,070	-	-	-	-	-	-	-	-
9102	Fremont/Huntington MAT Project	912,600	-	-	-	-	-	-	-	912,600
9149	VoIP Phone System Installation	21,549	-	-	-	-	-	-	-	-
9157	Golf Course Netting Replacemen	730,143	-	-	-	-	-	-	-	-
9161	North-South Corridor ITS Dploy	1,228,848	-	-	-	1,083,735	-	-	-	-
9186	CD Permit Management Software	109,481	-	-	(2,054)	-	-	-	-	-
9187	CD Record Scan & Doc Managmnt	-	-	-	-	-	-	-	-	-
9188	City/Civic EV Charging System	230,699	-	-	-	-	-	-	-	-
9189	Arroyo Park EV Charging System	50,000	-	-	-	-	-	-	-	-
9192	Fair Oaks Traffic Signal Const	-	-	-	-	-	-	-	-	-
9203	Street Repairs - 2023	2,617,990	300,000	-	-	-	-	200,000	300,000	-
9206	825 Mission Yard Security Gate	-	-	-	-	-	-	-	-	-
9224	Citywide Facility Repair	329,570	-	-	-	-	-	-	-	-
9226	FD Front Bay Door Replacement	135,000	-	-	-	-	-	-	-	-
9229	PD Locker/Restroom Improvement	90,000	-	-	-	-	-	-	-	-
9230	PD Improvements	-	-	-	-	-	-	-	-	-
9231	PD Briefing Room Update	-	-	-	-	-	-	-	-	-
9232	PD1st Floor Inter Paint/Drywal	-	-	-	-	-	-	-	-	-
9242	War Memorial Audio/Vis. Equipm	-	-	-	-	-	-	-	-	-
9263	Pocket Park Construction	-	-	-	-	-	-	-	-	-
9264	ADA Sidewalk Repairs	513,841	-	-	-	-	-	-	-	-
9269	War Memorial HVAC Repairs	-	-	-	-	-	-	-	-	-
9273	Rec. Facilities Key System	20,000	-	-	-	-	-	-	-	-
9278	Fair Oaks ITS Project	-	-	-	-	-	-	-	-	-
9290	Grevelia/Fair Oaks Int. Imprv	50,000	-	-	-	-	-	-	-	-
9300	Ann. Water Main Repairs	2,000,000	-	-	-	-	-	-	-	-
9301	Library HVAC Repairs	-	-	-	-	-	-	-	-	-
9322	Library ADA Ramp, Light. & Imp	73,054	-	-	-	-	-	-	-	-
9348	Water Facil. Site Improvements	-	-	-	-	-	-	-	-	-
9349	Advanced Metering Infr. (AMI)	150,000	-	-	-	-	-	-	-	-
9350	Pedestrian Crossing Devices	322,624	-	-	-	-	-	-	-	-
9351	Rect. Rapid Flashing Beacons	252,725	-	-	-	-	-	-	-	-
9364	Rio Hondo LRS Alham, Wash Trtm	55,000	-	-	-	-	-	-	-	-
9402	EV Charging Station (MSRC)	-	-	-	-	-	-	-	-	-
9404	Citywide Facilities Assessment/ Security Enh.	287,160	-	-	-	-	-	-	-	-
9405	Library Security Camera System	120,698	-	-	-	-	-	-	-	-
9407	CMMS/Work Order System/GIS	120,000	-	60,000	-	-	-	-	-	-
9414	Elevated Tanks-Raymond/Billkie	-	-	-	-	-	-	-	-	-
9408	Sewer Sys. Rep., Rehab&Replace	400,000	-	400,000	-	-	-	-	-	-
9409	Westside Reservoir	550,000	-	-	-	-	-	-	-	-
9410	Climate Action Plan	-	-	-	-	-	-	-	-	-
9214	FD Diesel Exhaust System Replacement	50,000	-	-	-	-	-	-	-	-
9342	308 San Pascual Residence Improvements	30,000	-	-	-	-	30,000	-	-	-
9182	Agenda Management System	21,600	-	-	-	-	-	-	-	-
9183	City Website System & Design	-	-	-	-	-	-	-	-	-
9328	Library Facility Improvements	31,907	-	-	-	-	-	-	-	-
9329	Library Roof	166,636	-	-	-	-	-	-	-	-
9338	Library Master Plan	150,000	-	-	-	-	-	-	-	-
9367	Parks Master Plan	150,000	-	-	-	-	-	-	-	-
9421	Special Transportation Projects	141,508	-	-	-	-	-	-	70,754	-
9369	Snake Trail Improvements	50,000	-	-	-	-	-	-	-	-
9330	Senior Center Flooring	60,000	-	-	-	-	-	-	-	-
9413	Arroyo Seco San Rafael & San Pascual Projects	366,870	-	-	-	-	-	-	-	-
9411	Huntington Drive Green Street	10,137	-	-	-	-	-	-	-	-
9412	City Hall Stormwater Project	900,000	-	-	-	-	-	-	-	-
9422	City Technology & Financial Systems	90,000	-	-	-	-	-	-	-	-
9423	Citywide Mobility / Active Transport Plan Update	150,000	-	-	-	-	-	-	75,000	-
9424	Library Radio Frequency Identification (RFID)	90,000	-	-	-	-	-	-	-	-
9425	Arroyo Seco Golf Course Comprehensive Plan	135,000	-	-	-	-	-	-	-	-
9103	Fremont/Huntington MIP Project	600,000	-	-	-	-	-	-	-	-
Totals		\$ 16,332,709	\$ 300,000	\$ 460,000	\$ (2,054)	\$ 1,083,735	\$ 30,000	\$ 200,000	\$ 445,754	\$ 912,600

Project No.	Project Name	FY 2025	236	237	238	239	240	245	255
			Measure M - Local	RMRA - SB1	MSRC Grant	Measure W	Measure M - MSP	Bike & Pedestrian Path	Capital Growth
9033	Grevalia&Berkshire Pocket Park	1,768,070	-	-	-	-	-	-	-
9102	Fremont/Huntington MAT Project	912,600	-	-	-	-	-	-	-
9149	VoIP Phone System Installation	21,549	-	-	-	-	-	-	-
9157	Golf Course Netting Replacemen	730,143	-	-	-	-	-	-	-
9161	North-South Corridor ITS Dploy	1,228,848	-	-	-	-	-	-	8,757
9186	CD Permit Management Software	109,481	-	-	-	-	-	-	-
9187	CD Record Scan & Doc Managmnt	-	-	-	-	-	-	-	-
9188	City/Civic EV Charging System	230,699	-	-	100,000	-	-	-	-
9189	Arroyo Park EV Charging System	50,000	-	-	-	-	-	-	-
9192	Fair Oaks Traffic Signal Const	-	-	-	-	-	-	-	-
9203	Street Repairs - 2023	2,617,990	250,000	585,093	-	-	-	25,000	-
9206	825 Mission Yard Security Gate	-	-	-	-	-	-	-	-
9224	Citywide Facility Repair	329,570	-	-	-	-	-	-	-
9226	FD Front Bay Door Replacement	135,000	-	-	-	-	-	-	-
9229	PD Locker/Restroom Improvement	90,000	-	-	-	-	-	-	-
9230	PD Improvements	-	-	-	-	-	-	-	-
9231	PD Briefing Room Update	-	-	-	-	-	-	-	-
9232	PD1st Floor Inter Paint/Drywal	-	-	-	-	-	-	-	-
9242	War Memorial Audio/Vis. Equipm	-	-	-	-	-	-	-	-
9263	Pocket Park Construction	-	-	-	-	-	-	-	-
9264	ADA Sidewalk Repairs	513,841	-	-	-	-	-	-	-
9269	War Memorial HVAC Repairs	-	-	-	-	-	-	-	-
9273	Rec. Facilities Key System	20,000	-	-	-	-	-	-	-
9278	Fair Oaks ITS Project	-	-	-	-	-	-	-	-
9290	Grevalia/Fair Oaks Int. Imprv	50,000	-	-	-	-	50,000	-	-
9300	Ann. Water Main Repairs	2,000,000	-	-	-	-	-	-	-
9301	Library HVAC Repairs	-	-	-	-	-	-	-	-
9322	Library ADA Ramp, Light. & Imp	73,054	-	-	-	-	-	-	-
9348	Water Facil. Site Improvements	-	-	-	-	-	-	-	-
9349	Advanced Metering Infr. (AMI)	150,000	-	-	-	-	-	-	-
9350	Pedestrian Crossing Devices	322,624	-	-	-	-	322,624	-	-
9351	Rect. Rapid Flashing Beacons	252,725	25,272	-	-	-	-	-	-
9364	Rio Hondo LRS Alham, Wash Trtm	55,000	-	-	-	55,000	-	-	-
9402	EV Charging Station (MSRC)	-	-	-	-	-	-	-	-
9404	Citywide Facilities Assessment/ Security Enh.	287,160	-	-	-	-	-	-	-
9405	Library Security Camera System	120,698	-	-	-	-	-	-	-
9407	CMMS/Work Order System/GIS	120,000	-	-	-	-	-	-	-
9414	Elevated Tanks-Raymond/Billkie	-	-	-	-	-	-	-	-
9408	Sewer Sys. Rep., Rehab&Replace	400,000	-	-	-	-	-	-	-
9409	Westside Reservoir	550,000	-	-	-	-	-	-	-
9410	Climate Action Plan	-	-	-	-	-	-	-	-
9214	FD Diesel Exhaust System Replacement	50,000	-	-	-	-	-	-	-
9342	308 San Pascual Residence Improvements	30,000	-	-	-	-	-	-	-
9182	Agenda Management System	21,600	-	-	-	-	-	-	-
9183	City Website System & Design	-	-	-	-	-	-	-	-
9328	Library Facility Improvements	31,907	-	-	-	-	-	-	-
9329	Library Roof	166,636	-	-	-	-	-	-	-
9338	Library Master Plan	150,000	-	-	-	-	-	-	-
9367	Parks Master Plan	150,000	-	-	-	-	-	-	-
9421	Special Transportation Projects	141,508	70,754	-	-	-	-	-	-
9369	Snake Trail Improvements	50,000	-	-	-	-	-	-	-
9330	Senior Center Flooring	60,000	-	-	-	-	-	-	-
9413	Arroyo Seco San Rafael & San Pascual Projects	366,870	-	-	-	37,500	-	-	-
9411	Huntington Drive Green Street	10,137	-	-	-	10,137	-	-	-
9412	City Hall Stormwater Project	900,000	-	-	-	-	-	-	-
9422	City Technology & Financial Systems	90,000	-	-	-	-	-	-	-
9423	Citywide Mobility / Active Transport Plan Update	150,000	75,000	-	-	-	-	-	-
9424	Library Radio Frequency Identification (RFID)	90,000	-	-	-	-	-	-	-
9425	Arroyo Seco Golf Course Comprehensive Plan	135,000	-	-	-	-	-	-	-
9103	Fremont/Huntington MIP Project	600,000	-	-	-	-	-	-	-
Totals		\$ 16,332,709	\$ 421,026	\$ 585,093	\$ 100,000	\$ 102,637	\$ 372,624	\$ 25,000	\$ 8,757

Project No.	Project Name	FY 2025	260 CDBG	275 Park Impact Fees	277 HSIP Grant	281 CA State Library Building Forward	295 Arroyo Seco Golf	500 Water	503 Water Efficiency	243 Measure R - MIP
9033	Grevelia&Berkshire Pocket Park	1,768,070	-	1,024,078	-	-	-	-	-	-
9102	Fremont/Huntington MAT Project	912,600	-	-	-	-	-	-	-	-
9149	VoIP Phone System Installation	21,549	-	-	-	-	-	-	-	-
9157	Golf Course Netting Replacemen	730,143	-	-	-	-	730,143	-	-	-
9161	North-South Corridor ITS Dploy	1,228,848	-	-	-	-	-	-	-	-
9186	CD Permit Management Software	109,481	-	-	-	-	-	-	-	-
9187	CD Record Scan & Doc Managmnt	-	-	-	-	-	-	-	-	-
9188	City/Civic EV Charging System	230,699	-	-	-	-	-	-	-	-
9189	Arroyo Park EV Charging System	50,000	-	-	-	-	-	-	-	-
9192	Fair Oaks Traffic Signal Const	-	-	-	-	-	-	-	-	-
9203	Street Repairs - 2023	2,617,990	-	-	-	-	-	-	-	-
9206	825 Mission Yard Security Gate	-	-	-	-	-	-	-	-	-
9224	Citywide Facility Repair	329,570	-	-	-	-	-	-	-	-
9226	FD Front Bay Door Replacement	135,000	-	-	-	-	-	-	-	-
9229	PD Locker/Restroom Improvement	90,000	-	-	-	-	-	-	-	-
9230	PD Improvements	-	-	-	-	-	-	-	-	-
9231	PD Briefing Room Update	-	-	-	-	-	-	-	-	-
9232	PD1st Floor Inter Paint/Drywal	-	-	-	-	-	-	-	-	-
9242	War Memorial Audio/Vis. Equipm	-	-	-	-	-	-	-	-	-
9263	Pocket Park Construction	-	-	-	-	-	-	-	-	-
9264	ADA Sidewalk Repairs	513,841	513,841	-	-	-	-	-	-	-
9269	War Memorial HVAC Repairs	-	-	-	-	-	-	-	-	-
9273	Rec. Facilities Key System	20,000	-	-	-	-	-	-	-	-
9278	Fair Oaks ITS Project	-	-	-	-	-	-	-	-	-
9290	Grevelia/Fair Oaks Int. Imprv	50,000	-	-	-	-	-	-	-	-
9300	Ann. Water Main Repairs	2,000,000	-	-	-	-	-	2,000,000	-	-
9301	Library HVAC Repairs	-	-	-	-	-	-	-	-	-
9322	Library ADA Ramp, Light. & Imp	73,054	-	-	-	-	-	-	-	-
9348	Water Facil. Site Improvements	-	-	-	-	-	-	-	-	-
9349	Advanced Metering Infr. (AMI)	150,000	-	-	-	-	-	150,000	-	-
9350	Pedestrian Crossing Devices	322,624	-	-	-	-	-	-	-	-
9351	Rect. Rapid Flashing Beacons	252,725	-	-	227,452	-	-	-	-	-
9364	Rio Hondo LRS Alham, Wash Trtm	55,000	-	-	-	-	-	-	-	-
9402	EV Charging Station (MSRC)	-	-	-	-	-	-	-	-	-
9404	Citywide Facilities Assessment/ Security Enh.	287,160	-	-	-	-	-	-	-	-
9405	Library Security Camera System	120,698	-	-	-	-	-	-	-	-
9407	CMMS/Work Order System/GIS	120,000	-	-	-	-	-	60,000	-	-
9414	Elevated Tanks-Raymond/Bilkie	-	-	-	-	-	-	-	-	-
9408	Sewer Sys. Rep., Rehab&Replace	400,000	-	-	-	-	-	-	-	-
9409	Westside Reservoir	550,000	-	-	-	-	-	550,000	-	-
9410	Climate Action Plan	-	-	-	-	-	-	-	-	-
9214	FD Diesel Exhaust System Replacement	50,000	-	-	-	-	-	-	-	-
9342	308 San Pascual Residence Improvements	30,000	-	-	-	-	-	-	-	-
9182	Agenda Management System	21,600	-	-	-	-	-	-	-	-
9183	City Website System & Design	-	-	-	-	-	-	-	-	-
9328	Library Facility Improvements	31,907	-	-	-	-	-	-	-	-
9329	Library Roof	166,636	-	-	-	-	-	-	-	-
9338	Library Master Plan	150,000	-	-	-	-	-	-	-	-
9367	Parks Master Plan	150,000	-	150,000	-	-	-	-	-	-
9421	Special Transportation Projects	141,508	-	-	-	-	-	-	-	-
9369	Snake Trail Improvements	50,000	-	50,000	-	-	-	-	-	-
9330	Senior Center Flooring	60,000	-	-	-	-	-	-	-	-
9413	Arroyo Seco San Rafael & San Pascual Projects	366,870	-	-	-	-	-	-	100,000	-
9411	Huntington Drive Green Street	10,137	-	-	-	-	-	-	-	-
9412	City Hall Stormwater Project	900,000	-	-	-	-	-	-	200,000	-
9422	City Technology & Financial Systems	90,000	-	-	-	-	-	-	-	-
9423	Citywide Mobility / Active Transport Plan Update	150,000	-	-	-	-	-	-	-	-
9424	Library Radio Frequency Identification (RFID)	90,000	-	-	-	-	-	-	-	-
9425	Arroyo Seco Golf Course Comprehensive Plan	135,000	-	-	-	-	135,000	-	-	-
9103	Fremont/Huntington MIP Project	600,000	-	-	-	-	-	-	-	600,000
Totals		\$ 16,332,709	\$ 513,841	\$ 1,224,078	\$ 227,452	\$ -	\$ 865,143	\$ 2,760,000	\$ 300,000	\$ 600,000

Project No.	Project Name	FY 2025	101 Reserves	251 MWD	250 Measure A	252 Prop 68
9033	Grevelia&Berkshire Pocket Park	1,768,070	-		550,000	193,992
9102	Fremont/Huntington MAT Project	912,600	-			
9149	VoIP Phone System Installation	21,549	-			
9157	Golf Course Netting Replacemen	730,143	-			
9161	North-South Corridor ITS Dploy	1,228,848	-			
9186	CD Permit Management Software	109,481	-			
9187	CD Record Scan & Doc Managmnt	-	-			
9188	City/Civic EV Charging System	230,699	-			
9189	Arroyo Park EV Charging System	50,000	-			
9192	Fair Oaks Traffic Signal Const	-	-			
9203	Street Repairs - 2023	2,617,990	-			
9206	825 Mission Yard Security Gate	-	-			
9224	Citywide Facility Repair	329,570	-			
9226	FD Front Bay Door Replacement	135,000	-			
9229	PD Locker/Restroom Improvement	90,000	-			
9230	PD Improvements	-	-			
9231	PD Briefing Room Update	-	-			
9232	PD1st Floor Inter Paint/Drywal	-	-			
9242	War Memorial Audio/Vis. Equipm	-	-			
9263	Pocket Park Construction	-	-			
9264	ADA Sidewalk Repairs	513,841	-			
9269	War Memorial HVAC Repairs	-	-			
9273	Rec. Facilities Key System	20,000	-			
9278	Fair Oaks ITS Project	-	-			
9290	Grevelia/Fair Oaks Int. Imprv	50,000	-			
9300	Ann. Water Main Repairs	2,000,000	-			
9301	Library HVAC Repairs	-	-			
9322	Library ADA Ramp, Light. & Imp	73,054	-			
9348	Water Facil. Site Improvements	-	-			
9349	Advanced Metering Infr. (AMI)	150,000	-			
9350	Pedestrian Crossing Devices	322,624	-			
9351	Rect. Rapid Flashing Beacons	252,725	-			
9364	Rio Hondo LRS Alham, Wash Trtm	55,000	-			
9402	EV Charging Station (MSRC)	-	-			
9404	Citywide Facilities Assessment/ Security Enh.	287,160	-			
9405	Library Security Camera System	120,698	-			
9407	CMMS/Work Order System/GIS	120,000	-			
9414	Elevated Tanks-Raymond/Bilkie	-	-			
9408	Sewer Sys. Rep., Rehab&Replace	400,000	-			
9409	Westside Reservoir	550,000	-			
9410	Climate Action Plan	-	-			
9214	FD Diesel Exhaust System Replacement	50,000	-			
9342	308 San Pascual Residence Improvements	30,000	-			
9182	Agenda Management System	21,600	-			
9183	City Website System & Design	-	-			
9328	Library Facility Improvements	31,907	-			
9329	Library Roof	166,636	-			
9338	Library Master Plan	150,000	-			
9367	Parks Master Plan	150,000	-			
9421	Special Transportation Projects	141,508	-			
9369	Snake Trail Improvements	50,000	-			
9330	Senior Center Flooring	60,000	-			
9413	Arroyo Seco San Rafael & San Pascual Projects	366,870	-			
9411	Huntington Drive Green Street	10,137	-			
9412	City Hall Stormwater Project	900,000	-	500,000		
9422	City Technology & Financial Systems	90,000	-			
9423	Citywide Mobility / Active Transport Plan Update	150,000	-			
9424	Library Radio Frequency Identification (RFID)	90,000	-			
9425	Arroyo Seco Golf Course Comprehensive Plan	135,000	-			
9103	Fremont/Huntington MIP Project	600,000	-			
Totals		\$ 16,332,709	\$ -	\$ 500,000	\$ 550,000	\$ 193,992

<p style="text-align: center;">CITY COUNCIL Department Description and Authorized Positions</p>

<p>Evelyn G. Zneimer, Mayor Jack Donovan, Mayor Pro Tem Jon Primuth, Councilmember Janet Braun, Councilmember Michael A. Cacciotti, Councilmember</p>

The City Council is the elected legislative body of the City. The City Council consists of a Mayor and four Councilmembers, each elected at large for four overlapping terms. The City Council represents the City's citizens, analyzes and approves all laws and policies, authorizes all expenditures through the budget, and directs the administration of the City government through the City Manager.

EXPENDITURE SUMMARY	Actual 2020/21	Actual 2021/22	Actual 2022/23	Adopted 2023/24	Estimated 2023/24	Adopted 2024/25
Wages & Benefits	15,653	18,589	19,738	19,703	22,306	40,968
Operations & Maintenance	20,236	26,857	15,424	99,200	103,700	86,000
Total Expenses by Category	35,890	45,446	35,161	118,903	126,006	126,968
[101-1011] City Council	35,890	45,446	35,161	118,903	126,006	126,968
Total Expenses by Program	35,890	45,446	35,161	118,903	126,006	126,968

			Actual	Actual	Actual	Adopted	Estimated	Adopted
Acct	Tsk	Account Title	2020/21	2021/22	2022/23	2023/24	2023/24	2024/25
7000	000	Salaries - Permanent	2,120	7,160	13,440	-	2,760	-
7010	000	Salaries - Temp / Part	12,880	10,680	5,700	18,000	18,000	37,500
7110	000	Workers Compensation	163	188	173	252	207	525
7170	000	FICA - Medicare	490	561	424	1,450	1,339	2,942
		<WAGES & BENEFITS>	15,653	18,589	19,738	19,703	22,306	40,968
8010	000	Postage	206	42	2	8,000	8,000	8,000
8020	000	Special Department Expense	1,404	5,119	3,929	49,000	49,000	49,000
8021	000	Discretionary Fund Program	15,376	12,588	5,309	33,700	33,700	16,000
8060	000	Dues & Memberships	3,200	-	-	500	500	500
8090	000	Conference & Meeting Expense	50	9,108	6,184	8,000	12,500	12,500
		<OPERATIONS & MAINTENANCE>	20,236	26,857	15,424	99,200	103,700	86,000
[101-1011] City Council Total			35,890	45,446	35,161	118,903	126,006	126,968

CITY COUNCIL

Budget Detail

101-1011

PERSONNEL SERVICES

7000 Regular Salaries

Provides funds for monthly stipend for members of the City Council. Elected South Pasadena officials are paid a \$300 monthly stipend. Includes cell phone allowance. City Council members are subject to Medicare withholding and Workers Compensation coverage provided by the City.

OPERATIONS & MAINTENANCE

8010 Postage

Provides funds for postage meter charges and postage for mailing City Council mail, including cost of mailings for District Town Halls. (\$8,000).

8020 Special Department Expense

Provides funds City Council business cards, promotion items, name badges, calendars, photography, proclamation and certificates, special requests for City Council Meetings(\$3,500). Proclamation and certificate supplied (\$500). Pasadena Tournament of Roses (\$12,000). Multi-cultural Event (\$25,000). Commissioner Congress (\$8,000). (Total \$49,000)

8021 Discretionary Fund Program

Discretionary funds must be used for a public purpose benefiting the City. Each Councilmember is allotted \$4,000. (Total \$16,000).

8060 Dues/Memberships/Subscriptions

Provides funds for individual councilmember memberships in organizations (\$500)

8090 Conference and Meeting Expense

Provides funds for City Council to attend conferences and meetings, including parking and mileage. Provides funds for meals and beverages for Regular and Special City Council Meetings, receptions including State of the City, and Mayor's Swearing-In, and Community Budget Sessions, State of the City. Provides funds for Strategic Planning Sessions: logistics, refreshments, supplies, recording. Provides funds for purchase of meeting-related presentation materials, accessories, and supplies for tablets and related devices (\$12,500).



CITY MANAGER FISCAL YEAR 2024-25 BUDGET SNAPSHOT

OVERVIEW

The City Manager is appointed by the City Council and serves as the Chief Administrative Officer, ensuring that the policies of the Mayor and City Council are executed effectively and efficiently. Specific areas of responsibility include oversight of nine operating departments, public information and public engagement, following up on citizen concerns, legislation affairs, economic development oversight, providing recommendations to promote organizational efficiency and overseeing the development and ongoing management of the City's Strategic Plan initiatives.

Notable Changes- Wages and Benefits

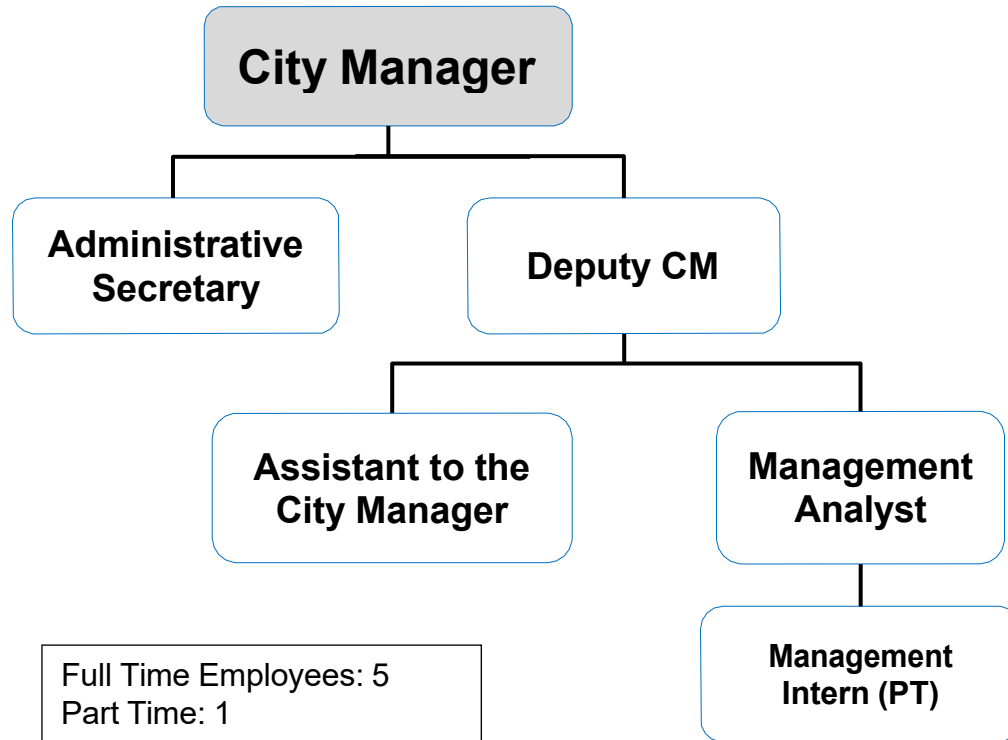
The City Manager's Office operationally has 5 FTEs. One part-time management intern position is also included in the Department.

Notable Changes- Operations and Maintenance

This includes removal of funding for the City Manager's Emergency fund totaling \$25,000, along with a \$17,000 decrease in professional services.

Capital Outlay

None



	Actual	Actual	Actual	Adopted	Estimated	Adopted
EXPENDITURE SUMMARY	2020/21	2021/22	2022/23	2023/24	2023/24	2024/25
Wages & Benefits	1,363,498	1,670,242	1,053,599	1,059,376	949,112	916,503
Operations & Maintenance	321,158	250,626	357,538	348,910	285,943	262,400
Capital Outlay	-	-	-	-	-	-
Total Expenses by Category	1,684,656	1,920,868	1,411,137	1,408,285	1,235,054	1,178,903
[101-2011] City Manager	1,577,395	1,815,368	1,227,801	1,224,510	1,052,986	1,041,628
[101-2012] Economic Development	261	-	74,905	50,275	49,068	49,275
[220-2301] Community Promotion	107,000	105,500	108,432	133,500	133,000	88,000
Total Expenses by Program	1,684,656	1,920,868	1,411,137	1,408,285	1,235,054	1,178,903

EXPENDITURE DETAIL FY 24-25

			Actual	Actual	Actual	Adopted	Estimated	Adopted
Acct	Tsk	Account Title	2020/21	2021/22	2022/23	2023/24	2023/24	2024/25
7000	000	Salaries - Permanent	815,286	910,988	657,325	693,542	608,769	518,265
7010	000	Salaries - Temp / Part	219,067	179,156	35,581	35,128	49,329	94,552
7011	000	Salaries - PT Stipend	-	-	-	-	-	-
7020	000	Overtime	2,929	26,069	31,279	-	9,681	10,000
7040	000	Holiday	14,082	10,090	1,072	8,847	-	7,078
7055	000	IOD - Non Safety	-	-	-	-	-	-
7070	000	Leave Buyback	-	26,622	2,879	25,608	-	25,608
7100	000	Retirement	185,649	432,904	186,068	73,787	65,797	59,361
7100	010	CalPERS UAL			-	110,175	111,162	105,688
7108	000	Deferred Compensation	36,687	(23,868)	7,530	6,820	5,880	5,205
7110	000	Workers Compensation	12,311	13,586	12,243	8,081	7,057	6,892
7120	000	Disability Insurance	-	-	10,882	-	-	-
7130	000	Group Health Insurance	51,707	62,786	77,098	73,170	70,106	59,386
7140	000	Vision Insurance	1,247	1,534	1,512	1,048	972	690
7150	000	Dental Insurance	4,432	5,282	4,974	3,911	3,602	2,567
7160	000	Life Insurance	592	719	740	515	422	302
7170	000	FICA - Medicare	17,509	18,375	18,416	12,744	10,335	14,909
7180	000	Car/Uniform Allowance	2,000	6,000	6,000	6,000	6,000	6,000
<WAGES & BENEFITS>			1,363,498	1,670,242	1,053,599	1,059,376	949,112	916,503
8000	000	Office Supplies	4,428	21,283	9,871	10,000	7,000	10,000
8010	000	Postage	370	45	2,527	4,000	250	1,000
8020	000	Special Department Expense	1,630	13,813	22,206	8,500	13,500	10,000
8050	000	Printing/Duplicating	126	698	4,900	6,000	(126)	6,000
8060	000	Dues & Memberships	1,025	2,097	47,764	44,437	40,019	48,125
8090	000	Conference & Meeting Expense	494	15,143	26,736	17,198	20,000	10,000
8100	000	Vehicle Maintenance	1,498	2,041	369	-	-	-
8170	000	Professional Services	77,806	77,336	35,636	40,000	23,000	30,000
8180	000	Contract Services	116,518	-	-	10,000	232	10,000
8272	000	CM Emergency	10,000	12,670	24,191	25,000	-	-
<OPERATIONS & MAINTENANCE>			213,897	145,126	174,201	165,135	103,875	125,125
[101-2011] City Manager Total			1,577,395	1,815,368	1,227,801	1,224,510	1,052,986	1,041,628

PERSONNEL SERVICES

- 7000 Salaries – Regular Employees
Provides the partial compensation for the City Manager, Deputy City Manager, Assistant to the City Manager, Management Analyst, and Administrative Secretary.
- 7010 Salaries – Part-Time
Provides compensation for non-salaried part-time employee (Management Intern) and partial compensation for non-salaried Interim City Manager and Interim Deputy City Manager.
- 7070 Leave Buyback
Provides funds to employees who opt to sell back hours of their leave balances.

OPERATIONS & MAINTENANCE

- 8000 Office Supplies
Ordinary office supplies for the City Manager's Office (City Manager, Deputy City Manager, Assistant to the City Manager, Management Analyst, Administrative Secretary and Management Intern), copy paper (for City Hall second floor), and meeting supplies. (\$10,000)
- 8010 Postage
Provides funds for postal expenses for City mailings, including public notice mailings, legal printing of notices, and Legislative support/opposition letters. (\$1,000)
- 8020 Special Department Expense
Provides funds for miscellaneous department supplies and services not considered office supplies, Executive Team engagement, office maintenance, and supplies for community input sessions or engagement events related to divisions in the department (\$10,000)
- 8050 Printing and Duplication
Provides funds for the printing and duplication of materials, including City information brochures, foam boards and A Frames, translation services, promotional street banners, printed surveys, electronic survey providers, brochures, stationary, and business cards, and name badges. (Total \$6,000)

8060 Dues, Memberships, and Subscriptions

Provides funds for San Gabriel Valley City Manager's Association dues, San Gabriel Valley Council of Governments, International City Manager's Association, California City Management Foundation, Municipal Management Association of Southern California, City memberships in League of California Cities, League of California Cities-LA County, San Gabriel Valley Council of Governments, California Contract Cities, Southern California Association of Governments, CAPIO, Independent Cities Association, Southern California Association of Government, and subscriptions to newspapers and professional publications. (\$48,125)

8090 Conference and Meeting Expense

Provides funds to attend professional and training meetings, and conference registrations including the League of California Cities Annual Conference, League of California Cities City Manager's Conference, League of California Cities City Leaders Summit, San Gabriel Valley Economic Partnership (SGVEP) Legislative Action Day, SGVEP Economic Forecast Summit, Municipal Management Association of Southern California (MMASC) Annual Conference, MMASC Summer Session, MMASC Winter Session, San Gabriel Valley City Manager's Association Meetings, CAPIO, and International Shopping Centers Conference. (\$10,000)

8170 Professional Services

Provides funds for consultant services, such as operational studies and other professional services and citywide operations. (Total \$30,000)

8180 Contract Services

Provides funds for City Manager Office to enter in contracts services for mission critical items (\$10,000).

Acct	Tsk	Account Title	Actual 2020/21	Actual 2021/22	Actual 2022/23	Adopted 2023/24	Estimated 2023/24	Adopted 2024/25
8050	000	Printing/Duplicating	-	-	8,909	8,000	6,500	8,000
8060	000	Dues & Memberships	-	-	-	3,275	275	4,275
8190	000	Community Engagement	-	-	55,089	20,000	22,400	35,000
8220	000	Communications Spec. Dept Expense	261	-	8,639	19,000	19,893	2,000
8230	000	Communications Prof Services	-	-	2,268	-	-	-
<OPERATIONS & MAINTENANCE>			261	-	74,905	50,275	49,068	49,275
[101-2012] Economic Development Total			261	-	74,905	50,275	49,068	49,275

Economic Development

Budget Detail

101-2012

OPERATIONS & MAINTENANCE

8050 Printing and Duplication

Funds the printing and duplication of materials, including Guide to Doing Business in South Pasadena and Quarterly Major Project Newsletters (\$2,000), business mailers (\$1,000), informational brochures (\$500), flyers and newsletters (\$2,000), promotional street banners (\$2,000) and translation services (\$500) (Total \$8,000)

8060 Dues and Memberships

Funds membership dues for the San Gabriel Valley Economic Partnership and California Association of Local Economic Development (\$4,275).

8190 Community Engagement

Funds business networking events (\$4,000), holiday lighting and décor (\$30,000), and tabling at the community events for outreach (\$1,000). (Total \$35,000)

8220 Communications - Special Department Expense

Promotional materials for launch of new website. (Total \$2,000)

Acct	Tsk	Account Title	Actual 2020/21	Actual 2021/22	Actual 2022/23	Adopted 2023/24	Estimated 2023/24	Adopted 2024/25
8060	000	Dues & Memberships	1,500	-	-	-	-	-
8185	000	Chamber of Commerce	105,500	105,500	105,500	128,500	128,500	83,000
8255	000	Public Events Promotion	-	-	2,932	5,000	4,500	5,000
<OPERATIONS & MAINTENANCE>			107,000	105,500	108,432	133,500	133,000	88,000
[220-2301] Community Promotion Total			107,000	105,500	108,432	133,500	133,000	88,000

OPERATIONS & MAINTENANCE8185 Chamber of Commerce

Funds are allocated by contract with the South Pasadena Chamber of Commerce. (\$83,000).

8255 Public Events Promotion

Public events promotion \$5,000.

MANAGEMENT SERVICES

FISCAL YEAR 2024-25 BUDGET SNAPSHOT

OVERVIEW

Mission

The Management Services Department is committed to being a collaborative and innovative partner in delivering essential services to our internal and external customers in a way that is helpful, caring, and responsive. We accomplish this through the innovative use of skills, knowledge, technology, and an investment in human capital.

Core Values

- Teamwork
- Inclusivity
- Integrity
- Pride
- Transparency
- Stewardship
- Innovation
- Respect
- Wellness
- Attitude

Core Services

- **Management Services:** Innovation and Technology (IT), Grants Management, and Special Projects
- **Human Resources and Risk Management:** Human Resources Management, Recruitment, Employee Training, Labor Relations, Safety, and Risk Management
- **City Clerk:** Records Management, Elections, Boards, Commissions, and City Council Support

Notable Changes—Wages and Benefits

There is an increase in wages and benefits, as the Department currently has three temporary contract staff on payroll, assisting in backfilling and augmenting regular positions and addressing critical backlog areas in Human Resources. The Department is underfilling the Chief City Clerk with a Deputy City Clerk, and a Senior Human Resources Analyst with a Human Resources Analyst. The resulting savings from those positions is funding a limited term Management Assistant.

Notable Change—Operations and Maintenance

For Fiscal Year 2024-2025, the Information Technology (IT) Division will centralize almost all software subscriptions for all departments. This has resulted in an increase in the operations and maintenance budget, offset by the removal of those line items from their respective departments. The Department has also budgeted for the November 2024 General Election, including funding for potential ballot measures.

Capital Outlay

Funds for Phase 2 of our Technology Replacement Program are included to continue phasing out end-of-life technology equipment citywide and begin a replacement cycle to create and maintain effective operations.

Ongoing Initiatives, Goals, and Objectives

Innovation and Technology (IT)

- Modernize and maximize the business value and resiliency of technology services.
- Work with departments to identify ways technology can improve efficiency.
- Advance IT-managed service delivery by improving oversight and focusing on operational excellence.
- Secure the City's data and technology and improve our cyber security posture.
- Educate and train staff regarding possible cybersecurity threats by implementing a program to comprehensively train city technology users, provide baseline testing, and mitigate potential risks associated with phishing attacks.

Human Resources

- Continue to attract, develop, and retain a well-qualified and diverse workforce, and fill vacancies in a timely manner.
- Continue to seek and implement efficiencies that will improve the way we deliver services to employees and customer departments.
- Continue to offer citywide training and development opportunities and take full advantage of our new learning management system to link training to core competencies better.
- Continue employee engagement efforts, and develop a plan aimed at reducing employee turnover and increasing job satisfaction.

City Clerk

- Provide customers with accurate and thorough information and access to city council meetings and election resources.
- Embrace cutting-edge technology and industry best practices to increase efficiency, transparency, and accessibility.

Adhere to state and local mandates and deadlines related to city government.

- Streamline Public Records Act requests processing and implement a public records request management program.
- Improve the City's record retention practices and implement a comprehensive records management program.
- Work to provide all Commission and elected officials relevant training, including Brown Act and ethics training (AB 1234 and AB1661).

FY 2023-2024 Accomplishments

Human Resources Division:

- Implemented a First Aid Kits program, along with safety training for staff citywide.
- Installed Automated External Defibrillators (AED) at City Facilities.
- Implemented an online onboarding system, streamlining the onboarding process for incoming employees.
- Implemented an online learning management system.
- Successfully negotiated a Memorandum of Understanding with the Part-Time Public Services Employees Association.
- Successfully hired and onboarded 51 applicants.

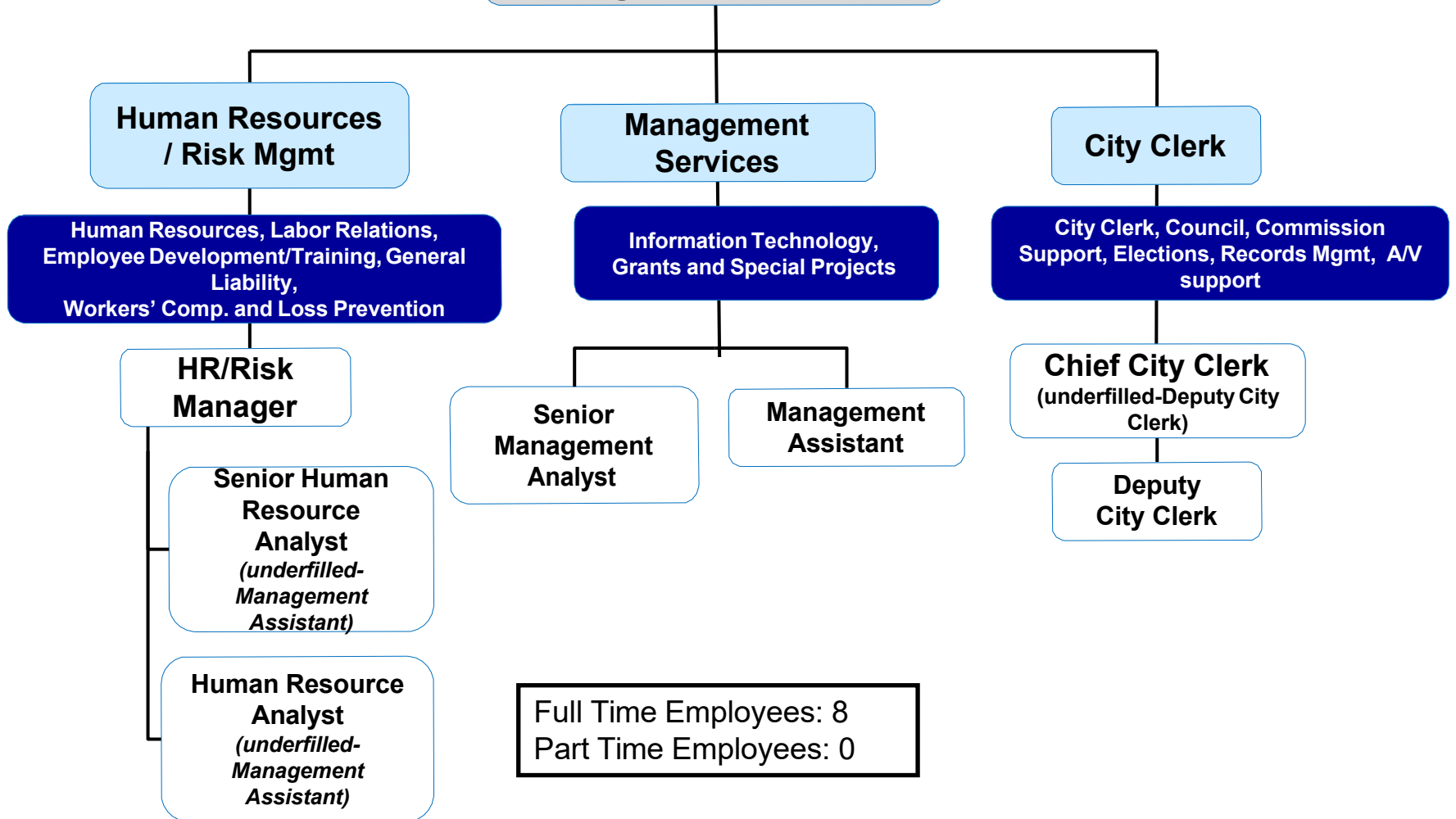
City Clerk Division:

- Hosted the 2024 Commissioner Congress, highlighting the efforts of commissioners for the fiscal year.
- Completed Advisory Body Appointments and Reappointments.
- Implemented an agenda management system, streamlining the workflow for City Council agendas.
- Began the process of implementing the agenda management system across commissions and boards.
- Implemented an online filing system for Form 700's and campaign disclosure statements.
- Completed the process of upgrading the City's electronic record management system.

Information Technology Division:

- Implemented a citywide cybersecurity training tool and system, which trained staff on phishing and cybersecurity threats.
- Implemented a citywide Voice over Internet Protocol (VoIP) phone system, replacing the aged analog system and removing the need for landlines.
- Replaced the City's end of life servers.
- Audited technology citywide to continue the replacement cycle.
- Implemented a project to consolidate mobile phone lines.
- Completed migration of and training of all City staff to the City's new collaboration tool Microsoft Office 365

Director of Management Services



	Actual	Actual	Actual	Adopted	Estimated	Adopted
EXPENDITURE SUMMARY	2020/21	2021/22	2022/23	2023/24	2023/24	2024/25
Wages & Benefits	30,959	6,615	906,931	1,033,959	1,176,242	1,398,939
Operations & Maintenance	1,647,496	665,364	2,736,232	2,178,490	2,268,118	2,604,424
Capital Outlay	91,035	7,495	93,825	197,000	160,735	75,000
Total Expenses by Category	1,769,490	679,474	3,736,988	3,409,449	3,605,095	4,078,363
[101-2033] City Clerk	115,512	-	390,154	447,319	321,026	428,416
[101-1022] Elections	76,843	93,242	84,086	63,900	100	155,000
[101-2034] Human Resources	350,761	-	820,456	841,614	742,556	921,621
[101-2021] Transportation Planning	287	90	-	-	-	-
[101-2031] Management Services	-	6,615	443,077	485,105	557,333	602,717
[101-2032] Innovation and Technology	541,110	-	988,373	1,151,511	1,120,129	1,225,078
[101-2501] Legal Services	607,285	572,032	957,860	420,000	745,531	745,531
[105-3032] Information Services	77,691	7,495	-	-	-	-
[206-2032] Innovation and Technology	-	-	52,982	-	118,420	-
Total Expenses by Program	1,769,490	679,474	3,736,988	3,409,449	3,605,095	4,078,363

Acct	Tsk	Account Title	Actual 2020/21	Actual 2021/22	Actual 2022/23	Adopted 2023/24	Estimated 2023/24	Adopted 2024/25
7000	000	Salaries - Permanent	-	5,730	225,172	170,781	318,043	333,136
7010	000	Salaries - Temp / Part	-	-	129,594	67,000	-	-
7011	000	Salaries - PT Stipend	-	-	-	-	-	-
7020	000	Overtime	-	-	-	-	4,655	4,700
7040	000	Holiday	-	-	-	-	-	-
7055	000	IOD - Non Safety	-	-	-	-	-	-
7070	000	Leave Buyback	-	-	-	3,146	-	3,146
7100	000	Retirement	-	665	48,766	22,646	32,787	36,187
7100	010	CalPERS UAL	-	-	-	50,376	50,827	58,636
7108	000	Deferred Compensation	-	57	1,782	1,708	3,117	3,331
7110	000	Workers Compensation	-	80	3,308	2,392	3,173	3,618
7120	000	Disability Insurance	-	-	-	-	-	-
7130	000	Group Health Insurance	-	-	9,235	7,979	23,288	29,330
7140	000	Vision Insurance	-	-	186	153	433	449
7150	000	Dental Insurance	-	-	683	567	1,524	1,582
7160	000	Life Insurance	-	-	117	92	246	270
7170	000	FICA - Medicare	-	83	4,126	6,263	4,465	4,830
7180	000	Car/Uniform Allowance	-	-	-	-	-	-
<WAGES & BENEFITS>			-	6,615	422,969	333,105	442,558	479,217
8000	000	Office Supplies	-	-	18,133	15,000	15,000	15,000
8010	000	Postage	-	-	-	300	-	-
8020	000	Special Department Expense	-	-	-	1,000	1,000	500
8050	000	Printing/Duplicating	-	-	52	500	-	-
8060	000	Dues & Memberships	-	-	766	700	775	800
8090	000	Conference & Meeting Expense	-	-	303	4,000	3,200	1,200
8100	000	Vehicle Maintenance	-	-	-	-	-	-
8110	000	Equipment Maintenance	-	-	500	-	-	-
8150	000	Telephone	-	-	-	-	-	-
8170	000	Professional Services	-	-	200	10,000	10,000	5,000
8180	000	Contract Services	-	-	-	120,000	84,600	100,000
8200	000	Training Expense	-	-	154	500	200	1,000
<OPERATIONS & MAINTENANCE>			-	-	20,108	152,000	114,775	123,500
[101-2031] Management Services Total			-	6,615	443,077	485,105	557,333	602,717

Budget Detail	MANAGEMENT SERVICES	101-2031
----------------------	----------------------------	-----------------

PERSONNEL

- 7000 Salaries – Regular Employees
Provides compensation for the Management Services Director, Senior Management Analyst, and a Management Assistant.
- 7070 Leave Buyback
Provides funds to employees who opt to sell back hours of their leave balances.

OPERATIONS & MAINTENANCE

- 8000 Office Supplies
General office supplies from Staples (per the City's contract with Staples) for the Management Services Department. (Total \$15,000)
- 8020 Special Department Expense
Funds for department apparel for staff for community events and conference and trainings attendance. (Total \$500)
- 8060 Dues, Memberships, and Subscriptions
Provides funds for International City Manager's Association dues for Department Director and Senior Management Analyst (\$400), and three staff memberships to the Municipal Management Association of Southern California (\$400). (Total \$800)
- 8090 Conference and Meeting Expense
Provides funds for travel and lodging for one staff member to attend the International City Manager's Association. (Total \$1,200)
- 8170 Professional Services
Provides funds for as-needed temporary staffing services, professional services for special projects, including consultant services for information technology and policy development. (Total \$5,000)
- 8180 Contract Services
Provides funds for City Hall security services. (Total \$100,000)
- 8200 Training Expense
Provides funds for training materials for staff hosted trainings for staff. (Total \$1,000)

Acct	Tsk	Account Title	Actual 2020/21	Actual 2021/22	Actual 2022/23	Adopted 2023/24	Estimated 2023/24	Adopted 2024/25
7000	000	Salaries - Permanent	20,633	-	116,162	182,655	124,484	205,782
7010	000	Salaries - Temp / Part	3,151	-	57,739	-	-	-
7020	000	Overtime	-	-	266	-	9,705	10,000
7100	000	Retirement	934	-	41,438	14,612	9,368	16,833
7108	000	Deferred Compensation	4,737	-	1,072	1,827	1,000	2,058
7110	000	Workers Compensation	195	-	1,248	1,984	1,343	2,235
7130	000	Group Health Insurance	600	-	6,700	29,820	14,550	8,303
7140	000	Vision Insurance	40	-	151	405	304	165
7150	000	Dental Insurance	150	-	557	1,510	1,075	579
7160	000	Life Insurance	17	-	106	198	158	198
7170	000	FICA - Medicare	503	-	1,542	2,648	1,894	2,984
<WAGES & BENEFITS>			30,959	-	226,980	235,659	163,880	249,136
8000	000	Office Supplies	-	-	-	-	-	-
8010	000	Postage	252	-	125	750	750	500
8020	000	Special Department Expense	-	-	4,325	2,400	2,400	2,400
8040	000	Advertising	595	-	16,171	44,850	36,350	50,000
8050	000	Printing/Duplicating	61	-	332	1,000	1,000	1,000
8060	000	Dues & Memberships	264	-	-	800	800	950
8070	000	Mileage/Auto Allowance	-	-	264	500	-	250
8090	000	Conference & Meeting Expense	150	-	1,046	2,460	395	680
8095	000	Commissioners Congress	-	-	7,416	-	-	-
8110	000	Equipment Maintenance	-	-	1,257	-	-	-
8170	000	Professional Services	3,200	-	83,555	75,000	90,000	90,000
8180	000	Contract Services	79,501	-	47,585	83,200	25,400	32,600
8200	000	Training Expense	530	-	1,099	700	51	900
<OPERATIONS & MAINTENANCE>			84,554	-	163,174	211,660	157,146	179,280
[101-2033] City Clerk Total			115,512	-	390,154	447,319	321,026	428,416

PERSONNEL SERVICES

- 7000 Salaries – Regular Employees
Provides compensation for the Chief City Clerk and a Deputy City Clerk.

OPERATIONS & MAINTENANCE

- 8010 Postage
Provides funds for postal expenses for postage meter charges; and mailings to respond to public records requests, mail related to Fair Political Practices Commission filings, and other correspondence. (Total \$500)
- 8020 Special Department Expense
Provides funds for special department supplies and services to include special office supplies, such as special paper for documents (Resolutions, Minutes, and Ordinances), special binders, certificates, City pins, Commemorative coins, stationery, nameplates, name badges, table cloths for Special Joint Meetings, engraved plaque plates for dignitaries and elected officials City Council reorganization, and unanticipated department expenses incurred to fulfill requests by management/ elected official. (Total \$2,400)
- 8040 Advertising
Provides funds for advertising for advisory body recruitment, publication of ordinances, ordinance summaries, and miscellaneous notices or display advertising not included in budgets of other departments. (Total \$50,000)
- 8050 Printing and Duplication
Provides funds for printing and duplication of documents by a duplication service company for offsite agenda packet printing, business cards, envelopes or for special projects. (Total \$1,000)
- 8060 Dues, Memberships, and Subscriptions
Provides funds for a membership in the for City Clerk Association of California (CCAC) for access to scholarship, mentoring opportunities and discounted City Clerk trainings (\$500) and International Institute for Municipal Clerks (IIMC) for access to discounted courses to complete Certified Municipal Clerk certification (\$450). (Total \$950)
- 8070 Mileage Reimbursement
Provides for mileage reimbursement when private vehicle is used by City Clerk Division staff to attend professional development trainings, conferences and meetings. (Total \$250)

8090 Conference and Meeting Expense

Provides funds for conference registration, lodging meals, and parking reimbursement. (Total \$680).

8170 Professional Services

Provides funds for audiovisual technical services and installation for broadcasting and web streaming Special and Regular City Council and Planning Commission meetings. (Total \$90,000)

8180 Contract Services

Provides funds for municipal codification services in print and on website with contingency funding if more than one code update is necessary or if new ordinances are extremely lengthy (\$7,000). Includes funding for records retention policy services (\$800), scanning and digitizing of all records citywide (\$15,000), and funds for records shredding and record storage keeping (\$9,800). (Total \$32,600)

8200 Training Expense

Provides funding for City Clerk webinar trainings offered by CCAC (\$400) and training materials for staff-hosted trainings such as supplies, handouts, refreshments when necessary and other as-needed items for training (\$500). (Total \$900)

			Actual	Actual	Actual	Adopted	Estimated	Adopted
Acct	Tsk	Account Title	2020/21	2021/22	2022/23	2023/24	2023/24	2024/25
8010	000	Postage	517	31	-	100	100	500
8020	000	Special Department Expense	5,000	2,950	1,342	-	-	2,500
8040	000	Advertising	5,000	200	5,000	2,300	-	5,000
8170	000	Professional Services	66,326	90,061	77,744	61,500	-	147,000
<OPERATIONS & MAINTENANCE>			76,843	93,242	84,086	63,900	100	155,000
[101-1022] Elections Total			76,843	93,242	84,086	63,900	100	155,000

Budget Detail	ELECTIONS	101-2034
----------------------	------------------	-----------------

OPERATIONS & MAINTENANCE

- 8010 Postage
Provides funds for as needed postage for mailings, as they arise. (Total \$500)
- 8020 Special Department Expense
Provides funds for special department supplies and materials related to the election and voter outreach program. (Total \$2,500).
- 8040 Advertising
Provides for funding for the voter outreach program advertisement through newspaper groups. (Total \$5,000).
- 8170 Professional Services
Provides funding for translation of election notices from selected firm and as needed professional services for elections (\$72,000) and funding for election management services provided by the Los Angeles County Registrar-Recorder/County Clerk's Office for the General Municipal Election (\$75,000). (Total \$147,000).

Acct	Tsk	Account Title	Actual 2020/21	Actual 2021/22	Actual 2022/23	Adopted 2023/24	Estimated 2023/24	Adopted 2024/25
7000	000	Salaries - Permanent	-	-	198,898	268,340	257,052	356,502
7010	000	Salaries - Temp / Part	-	-	24,993	75,080	193,887	154,340
7011	000	Salaries - PT Stipend	-	-	-	-	-	-
7020	000	Overtime	-	-	-	-	5,963	6,000
7040	000	Holiday	-	-	-	-	-	-
7055	000	IOD - Non Safety	-	-	-	-	-	-
7070	000	Leave Buyback	-	-	-	-	-	-
7100	000	Retirement	-	-	33,092	27,489	26,799	35,697
7100	010	CalPERS UAL	-	-	-	37,944	38,284	42,846
7108	000	Deferred Compensation	-	-	-	2,683	2,377	3,565
7110	000	Workers Compensation	-	-	-	2,914	8,217	5,548
7120	000	Disability Insurance	-	-	-	-	-	-
7130	000	Group Health Insurance	-	-	-	44,067	28,284	45,564
7140	000	Vision Insurance	-	-	-	536	459	690
7150	000	Dental Insurance	-	-	-	2,003	1,659	2,518
7160	000	Life Insurance	-	-	-	248	240	340
7170	000	FICA - Medicare	-	-	-	3,891	6,584	16,976
7180	000	Car/Uniform Allowance	-	-	-	-	-	-
<WAGES & BENEFITS>			-	-	256,983	465,195	569,804	670,586
8000	000	Office Supplies	-	-	-	-	-	-
8010	000	Postage	288	-	251	350	50	350
8020	000	Special Department Expense	2,039	-	28,879	34,500	34,500	35,800
8040	000	Advertising	7,140	-	5,820	10,000	6,000	6,000
8050	000	Printing/Duplicating	-	-	718	1,000	298	300
8060	000	Dues & Memberships	3,295	-	5,723	6,319	5,829	5,985
8090	000	Conference & Meeting Expense	280	-	8,253	7,250	75	3,600
8110	000	Equipment Maintenance	-	-	-	-	-	-
8160	000	Legal Service	173,286	-	121,182	130,000	-	100,000
8170	000	Professional Services	126,333	-	301,720	35,000	95,000	-
8180	000	Contract Services	-	-	90,272	142,000	23,000	89,000
8200	000	Training Expense	38,100	-	656	10,000	8,000	10,000
<OPERATIONS & MAINTENANCE>			350,761	-	563,473	376,419	172,752	251,035
[101-2034] Human Resources Total			350,761	-	820,456	841,614	742,556	921,621

PERSONNEL**PERSONNEL SERVICES**

- 7000 Salaries – Regular Employees
Provides compensation for the Human Resources & Risk Manager, and a Senior Human Resources Analyst and a Human Resources Analyst.

OPERATIONS & MAINTENANCE

- 8010 Postage
Provides funds for postal expenses related to personnel activities. (Total \$350)
- 8020 Special Department Expense
Provides funds for special department expenses including city employee identification cards (\$2,000), recruitment expenses (\$3,000), new hire onboarding materials (\$6,000) and employee engagement, retention and recognition activities (\$23,500). Also provides funds for Mission Loft parking structure annual rental fee for staff use (\$1,300). (Total \$35,800)
- 8040 Advertising
Provides funds for employment advertisement in various print and online resources other advertisement outlets. (Total \$6,000).
- 8050 Printing and Duplication
Provides funds for purchase of annual Employment Law update posters from the South Pasadena Chamber of Commerce. (Total \$300)
- 8060 Dues, Memberships, Subscriptions, and Books
Provides funds for membership in the Liebert, Cassidy & Whitmore San Gabriel Valley Employee Relations Consortium (\$4,255), and professional memberships to professional Human Resources Associations (SCPMA-HR, CALPELRA, PARMA, MMASC, SCPLRC, and SHRM (\$1,730). (Total \$5,985)
- 8090 Conference and Meeting Expense
Provides funds for staff conference travel, lodging and transportation expenses for CALPERLA Annual Conference (\$2,000). Includes funding for registration to Risk Management Conference & Human Resources Academy, CalPERS Educational Forum, PARMA Annual Conference, and SCPMA-HR Annual Conference (\$1,600). (Total \$3,600)
- 8160 Legal Services

Provides funds for labor attorney services including services for labor contract negotiations, employee grievances, application of Personnel Rules and Regulations and administrative policies, negotiations of revised Personnel Rules and Regulations and related city policies, and litigation of personnel claims and cases. (Total \$100,000)

8180 Contract Service

Provides funds for pre-employment medical and psychological examinations and background checks/investigations (\$12,000), Fitness for Duty medical examinations (\$5,000), personnel investigations (\$30,000), Employee Assistance Program services (\$8,000), 457 Plan Consulting contract services (\$15,000), Supplemental Insurance Plan (TASC) administration fee (\$4,000), testing materials for public safety recruitments (\$2,000), ADA Sign Language & other ADA accommodation services (\$3,000), and Liability and Workers Compensation Actuarial expenses (\$10,000). (Total \$89,000)

8200 Training Expense

Provides funds for trainings such as risk management, labor relations, and employee safety and legal mandates and educational webinars, as well as mandatory training for staff, including materials to host such training sessions, duplication of handouts and other related expenses. (\$10,000)

			Actual	Actual	Actual	Adopted	Estimated	Adopted
Acct	Tsk	Account Title	2020/21	2021/22	2022/23	2023/24	2023/24	2024/25
8160	000	Legal Service	607,285	572,032	869,950	420,000	745,531	745,531
8163	000	Legal Services-CalTrans Housng	-	-	87,910		-	-
		<OPERATIONS & MAINTENANCE>	607,285	572,032	957,860	420,000	745,531	745,531
[101-2501] Legal Services Total			607,285	572,032	957,860	420,000	745,531	745,531

Budget Detail	LEGAL SERVICES	101-2501
---------------	----------------	----------

OPERATIONS & MAINTENANCE

8160 Legal Services

Provides funds for contract City Attorney for a variety of services: attend meetings, including the City Council meetings and sessions, and to provide legal advice to City Council, City Manager, and staff. (Total \$745,531)

			Actual	Actual	Actual	Adopted	Estimated	Adopted
Acct	Tsk	Account Title	2020/21	2021/22	2022/23	2023/24	2023/24	2024/25
8020	000	Special Department Expense	106	-	1,000	1,000	-	1,000
8060	000	Dues & Memberships	-	-	230	475	420	475
8110	000	Equipment Maintenance	-	-	230	-	-	-
8150	000	Telephone	254,693	-	427,444	395,000	398,528	188,203
8170	000	Professional Services	206,352	-	339,995	301,000	294,114	305,000
8180	000	Contract Services	39,308	-	55,007	207,036	211,332	593,400
8300	000	Lease Payment	18,929	-	33,206	24,000	26,000	26,000
8301	000	Copier Usage Charges	8,378	-	37,436	26,000	29,000	36,000
		<OPERATIONS & MAINTENANCE>	527,766	-	894,548	954,511	959,394	1,150,078
8530	000	Computer Equipment	13,344	-	93,825	197,000	160,735	75,000
		<CAPITAL OUTLAY>	13,344	-	93,825	197,000	160,735	75,000
[101-2032] Innovation and Technology Total			541,110	-	988,373	1,151,511	1,120,129	1,225,078

INFORMATION TECHNOLOGY

Budget Detail

101-2032

OPERATIONS & MAINTENANCE

8020 Special Department Expense

Provides funds for as-needed computer peripherals, such as web cameras for video conferencing, headsets and speakers. (Total \$1,000)

8060 Dues & Memberships

Provides funds for a memberships in professional organizations specific to information technology (IT) such as MISAC, MiCTA, and ISACA for access to educational presentations, technical instruction, and managerial training. (Total \$475)

8150 Telephone

Provides funds for City-wide land lines (\$20,000), Point-to-Point network services (internet) throughout City Facilities (\$80,000), mobile device/cellular accounts for personnel including FirstNet for first responders (\$45,000). Also provides funds for the annual subscription of Citywide VoIP phone system (\$43,203). (Total \$188,203)

8170 Professional Services

Provides funds for Citywide managed IT support services for all departments. (Total \$305,000)

8180 Contract Services

Provides funds for annual cost of accounting system software (\$40,000), DocuSign subscription services citywide (\$9,100), SSL renewal for domain (\$900), opengov domain (\$10,000), antivirus/ cybersecurity services (\$9,200), city website hosting services (\$22,200), annual subscription costs for Microsoft Office 365 (\$60,000), online bidding subscription (\$8,000), Truepoint/ Accela (\$66,500), e filing system for City Clerk Division (\$5,000), agenda management software annual subscription cost (\$9,900), public records act requests annual subscription (\$14,400), records management annual subscription and maintenance (\$10,000), annual code publishing web hosting fees (\$1,100), GoGov Mobile application annual subscription (\$19,000), digital marketing platform annual subscription (\$255), social media management platform annual subscription (\$2,300), social media archiving software annual subscription (\$4,600), Canva Pro annual subscriptions (\$1,200), annual subscription for land use and parcel data software (\$31,300), annual subscription for document navigators software for Accela (\$1,700), annual subscription cost for property reports software (\$1,200), annual subscription cost for CivicRec (\$29,000), annual cost for scheduling software (\$1,240), annual cost for route scheduling software (\$16,400), annual subscription cost for

Debtbook (\$12,000), annual subscription cost for online interactive budget management/ planning software (\$22,000), annual subscription cost for emergency operations center software (\$6,300), annual subscription cost for library management system (\$51,500), annual subscription cost for library materials purchasing system/catalog records (\$2,400), annual subscription cost for Envisionware computer reservation system (\$6,000), annual subscription cost for digital image hosting platform (\$100), annual subscription cost for cataloging records software (\$26,000), subscription for electronic subpoena software (\$11,300), annual subscription cost for community dashboard, per RIPA (\$11,000), subscription cost for digital evidence management system (\$4,000), annual subscription cost for field training software (\$7,500), annual subscription for SmartDraw (\$550), annual subscription cost for Lucidchart (\$105), annual subscription cost for data file security software (\$2,000), annual subscription cost for Netmotion (\$3,000), annual subscription costs for NEOGOV Insight, Performance Evaluations, Learn, Onboard and E-Forms modules (\$45,000), annual subscription for phishing and cybersecurity training software (\$3,000), postage meter services (\$4,300) and Zoom subscriptions (\$850). (Total \$593,400)

8300 Lease Payment

Monthly lease payments for twelve leased multifunction printers citywide. (Total \$26,000)

8301 Copier Usage Charges

Provides funds for copy and printing expenditures on the multifunction printers citywide. (Total \$36,000)

CAPITAL OUTLAY

8530 Computer Equipment

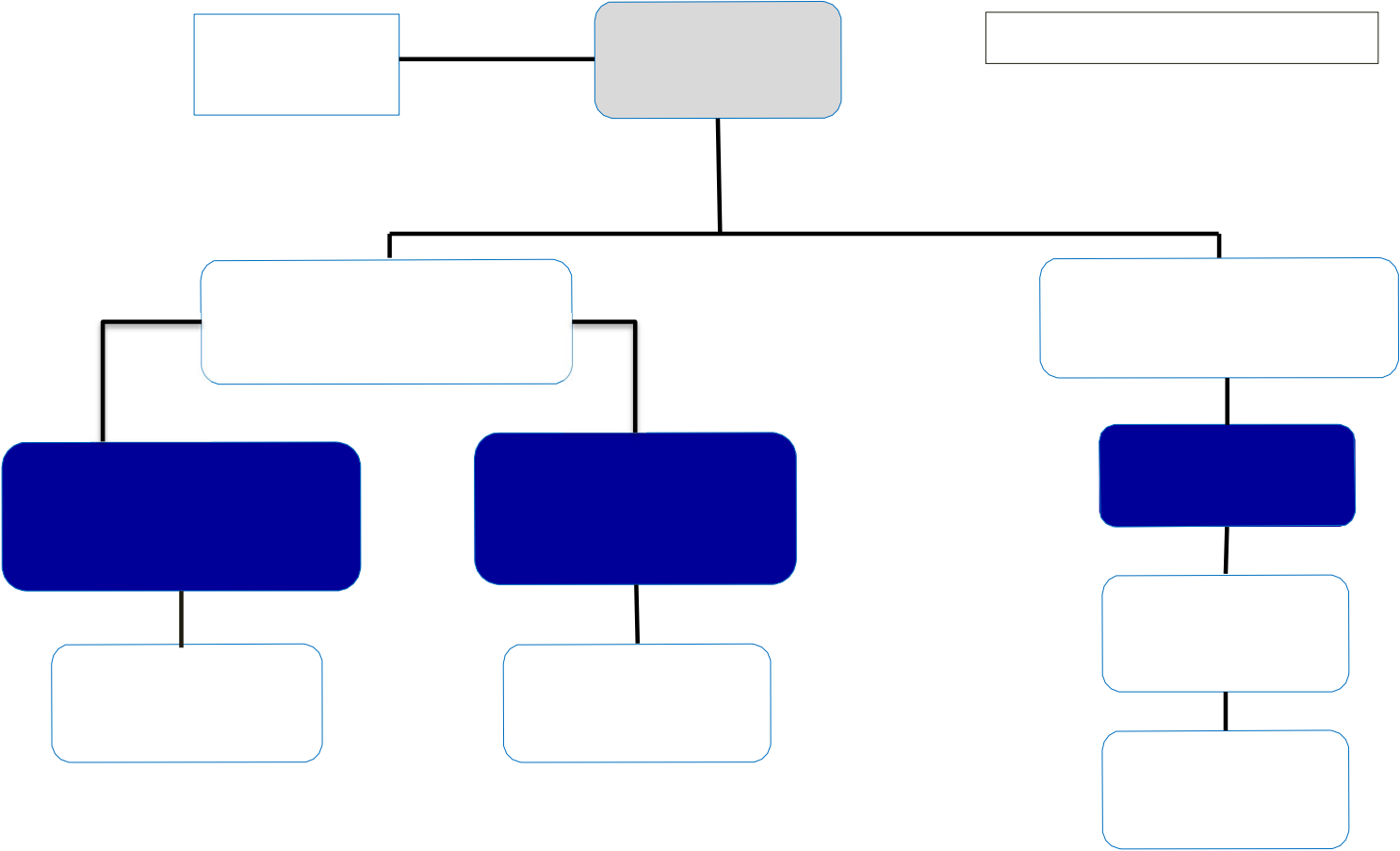
Citywide workstation equipment replacement, including monitors, laptops, and desktop purchases to replace equipment that has reached end of life. (Total \$75,000)

FINANCE DEPARTMENT FISCAL YEAR 2023-24 BUDGET SNAPSHOT

OVERVIEW

The Finance Department accounts for all City and Successor Agency expenditures, administers business licensing and water billing through third-party vendors, accounts for revenue collection, performs city wide accounting functions, including grant accounting, processes the biweekly payroll through a third-party vendor, prepares payment of all obligations for review and approval by the City Council, and sends out approved check warrants. In conjunction with, and subject to the independent certification of the City/Agency independent audit firm, the Department prepares the City's Annual Comprehensive Financial Report (ACFR). The Department also prepares annual reports for the State Controller and other State and Federal agencies. Under the direction of the City Manager, the Department prepares the City's annual budget.

The Finance Department oversees the utility billing function by utilizing a third-party vendor for the City's approximately 7,000 accounts for all water, refuse and sewer fees. The Department works with the City Treasurer, Finance Commission, and committees with respect to the various financial issues. As required by the Government Code, monthly investment reports are provided to the City Council summarizing investment holdings and rates of return on investments.



	Actual	Actual	Actual	Adopted	Estimated	Adopted
EXPENDITURE SUMMARY	2020/21	2021/22	2022/23	2023/24	2023/24	2024/25
Wages & Benefits	1,286,845	1,303,684	2,430,926	1,797,323	1,482,834	1,601,692
Operations & Maintenance	3,482,901	7,144,759	8,394,155	10,116,534	6,704,348	7,591,802
Capital Outlay	-	-	-	-	-	-
Other Expenses	-	-	1,141,509	-	-	-
Total Expenses by Category	4,769,746	8,448,443	11,966,591	11,913,857	8,187,182	9,193,494
[101-3011] Finance	871,011	1,040,325	1,165,149	1,050,473	1,024,464	1,044,818
[101-3041] Non-Dept/Overhead	996,366	2,264,416	2,635,668	2,539,444	2,413,902	2,986,985
[103-2501] Insurance	2,167,385	4,276,759	5,290,303	3,566,267	3,656,397	4,099,360
[110-3011] OPEB Trust Fund	-	-	1,141,509	1,000	-	-
[206-XXXX] SLFRF Fund	-	-	813,917	3,498,717	100,000	-
[500-3012] Utility Billing	734,984	866,944	920,045	1,257,956	992,420	1,062,331
Total Expenses by Program	4,769,746	8,448,443	11,966,591	11,913,857	8,187,182	9,193,494

Acct	Tsk	Account Title	Actual 2020/21	Actual 2021/22	Actual 2022/23	Adopted 2023/24	Estimated 2023/24	Adopted 2024/25
7000	000	Salaries - Permanent	275,120	341,052	360,223	535,178	470,874	486,496
7010	000	Salaries - Temp / Part	144,195	194,660	89,406	-	-	-
7020	000	Overtime	1,669	5,529	9,070	-	2,398	3,270
7040	000	Holiday	6,582	6,357	-	4,540	-	3,632
7070	000	Leave Buyback	-	-	5,485	10,318	-	10,318
7100	000	Retirement	30,112	76,998	70,964	42,762	34,673	39,795
7100	010	CalPERS UAL	-	-	-	-	-	-
7108	000	Deferred Compensation	12,766	(9,466)	2,627	5,338	4,616	4,858
7110	000	Workers Compensation	4,961	6,422	4,718	5,966	4,827	5,454
7120	000	Disability Insurance	-	-	-	-	-	-
7122	000	Unemployment Insurance	3,003	-	-	-	-	-
7130	000	Group Health Insurance	38,869	30,933	37,499	73,147	44,225	60,936
7140	000	Vision Insurance	639	788	717	998	807	834
7150	000	Dental Insurance	2,505	3,078	2,682	3,736	2,931	3,031
7055	000	IOD - Non Safety	-	-	-	-	-	-
7160	000	Life Insurance	344	406	355	494	406	422
7170	000	FICA - Medicare	8,813	9,495	7,238	7,760	6,783	7,054
<WAGES & BENEFITS>			529,578	666,251	590,984	690,237	572,539	626,100
8000	000	Office Supplies	890	7,108	8,825	9,330	5,777	5,900
8010	000	Postage	2,235	1,540	2,313	3,000	3,000	3,000
8020	000	Special Department Expense	73,639	120,258	140,415	140,551	117,000	239,126
8050	000	Printing/Duplicating	584	-	2,000	3,950	3,023	3,500
8060	000	Dues & Memberships	150	355	1,118	971	955	413
8070	000	Mileage/Auto Allowance	-	-	-	-	-	-
8090	000	Conference & Meeting Expense	225	665	6,827	6,793	1,347	1,347
8110	000	Equipment Maintenance	-	-	-	-	-	-
8170	000	Professional Services	192,842	221,516	103,741	91,725	104,887	164,032
8180	000	Contract Services	70,619	21,365	303,162	100,000	215,935	-
8200	000	Training Expense	249	1,266	5,763	3,916	-	1,400
<OPERATIONS & MAINTENANCE>			341,433	374,074	574,165	360,236	451,924	418,718
[101-3011] Finance Total			871,011	1,040,325	1,165,149	1,050,473	1,024,464	1,044,818

FINANCE

Budget Detail

101-3011

PERSONNEL SERVICES

7000 Regular Salaries

Provides the partial compensation for the Finance Director, Accounting Manager, Finance Manager, Management Analyst, and Accountants. Refer to the Appendix for a detailed allocation list.

7010 Salaries – Temp/Part-time

Provides partial compensation for a part-time Management Analyst, Interim Finance Director.

7020 Overtime

Covers the cost of overtime for non-management staff to assist with Finance Commission.

7070 Leave Buyback

Provides funds to employees who opt to sell back hours of their leave balances.

OPERATIONS & MAINTENANCE

8000 Office Supplies

Provides funds for the purchase of miscellaneous supplies. (\$5,900).

8010 Postage

Provides funds for postal expenses for mailing information, checks and miscellaneous department mailings. (\$ 3,000)

8020 Special Department Expense

Allocation of credit card charges and bank analysis fees (offset with revenue 101-0000-0000-5510) (\$133,343), funding for compilation of the ACFR statistical section, and application costs for the GFOA CAFR award program (\$1,300). Annual PERS accounting actuarial (\$3,583). W-2, 1095-C, 1099 mailing and deposit bags (Total \$900). Financial Consulting Services (100,000). (Total \$239,126).

8050 Printing and Duplication

Provides funds for the printing and duplication of draft and final budget. (Total \$3,500)

8060 Dues, Memberships, Subscriptions, and Books

Provides funds for membership in the California Society of Municipal Finance Officers Association (CSMFO) (\$135), the Government Finance Officers Association (GFOA) (\$188), and Municipal Management Association of Southern California (\$90). (Total \$413)

8090 Conference and Meeting Expense

CalPERS (\$300), Municipal Management Association of Southern California (\$600), Springbrook Annual Conference (\$448). (Total \$1,347)

8170 Professional Services

HdL sales tax, business license tax, and property tax audits (\$32,000), Debtbook subscription (GASB compliance) (\$11,000), Thales Consulting – Annual SCO Report (\$2,200), Cost based fee study (\$45,000), Questica subscription for budget software (\$13,988); Professional Consulting (\$59,844.00). (Total \$164,032)

8200 Employee Training

CalPERS (\$400), Municipal Management Association of Southern California (\$600), Springbrook Annual Conference (\$400). (Total \$1,400)

Acct	Tsk	Account Title	Actual 2020/21	Actual 2021/22	Actual 2022/23	Adopted 2023/24	Estimated 2023/24	Adopted 2024/25
7122	000	Unemployment Insurance	-	-	180,685	-	4,127	-
7131	000	Retiree Health Insurance	558,561	394,777	528,154	592,250	528,000	528,000
		<WAGES & BENEFITS>	558,561	394,777	708,839	592,250	532,127	528,000
8020	000	Special Department Expense	-	12,461	22,860	9,600	10,469	216,302
8060	000	Dues & Memberships	29,330	34,801	1,525	1,525	1,737	1,900
8140	000	Utilities	400,366	434,674	390,770	495,000	420,000	495,000
8170	000	Professional Services	134,326	130,104	128,605	135,000	130,883	140,000
8180	000	Contract Services	2,262	4,953	16,000	19,000	19,000	22,920
8191	000	Liability & Surety Bonds	(300,000)	1,080,000	1,190,000	1,110,000	1,110,000	1,392,863
8335	000	Property Tax Admin. Fee	171,522	172,646	177,069	177,069	189,686	190,000
		<OPERATIONS & MAINTENANCE>	437,805	1,869,638	1,926,829	1,947,194	1,881,775	2,458,985
[101-3041] Non-Dept/Overhead Total			996,366	2,264,416	2,635,668	2,539,444	2,413,902	2,986,985

NON-DEPARTMENTAL/OVERHEAD

Budget Detail

101-3041

PERSONNEL SERVICES

7131 Retirees Health Insurance

It is the City's obligation to fund retiree health benefits, as called for in each of the respective employee memorandums of understanding.

OPERATIONS & MAINTENANCE

8020 Special Department Expense

CalPERS administrative Fee for medical insurance. (Total \$216,302)

8060 Dues, Memberships, Subscriptions, and Books

Provides funds for City memberships in LAFCO. (Total \$1,900).

8140 Utilities

Citywide Water Utility Usage. (Total \$495,000)

8170 Professional Services

Provides funds for general fund portion of independent accounting services, including interim audits and preparation of annual Financial Report (\$30,000), retiree health actuarial (\$25,000), Morgan Stanley/Western Asset investment management services (\$80,000), Springbrook training for payroll and Human Resources (\$5,000). (Total \$140,000)

8180 Contract Services

Provides funds for share of bank armored courier services. (\$22,920)

8191 Liability & Surety Bonds

General fund share of commercial liability insurance, automobile liability insurance for City vehicles, environmental liability insurance, and property insurance on City-owned facilities and buildings/contents, and surety and commercial crime bonds provide for City insurance protection for employees and officials (portions are allocated 30% to the Water Fund, and 10% to the Sewer Fund). (Total \$1,392,863)

8335 Property Tax Admin Fee

LA County Fee for property tax calculation and administration. (Total \$190,000)

			Actual	Actual	Actual	Adopted	Estimated	Adopted
Acct	Tsk	Account Title	2020/21	2021/22	2022/23	2023/24	2023/24	2024/25
8020	000	Special Department Expense	55,025	84,241	202,190	-	-	-
8161	000	Claims & Judgements - WC	1,365,034	1,821,509	1,857,059	554,000	1,186,436	1,200,000
8161	001	Claims & Judgements - GL	747,325	2,371,009	2,039,262	1,350,000	780,146	780,146
8162	000	Insurance Policy - WC	-	-	484,413	455,867	451,317	496,000
8162	001	Insurance Policy - GL	-	-	642,829	1,109,000	1,160,113	1,509,100
8170	000	Professional Services			64,550	97,400	78,385	114,114
<OPERATIONS & MAINTENANCE>			2,167,385	4,276,759	5,290,303	3,566,267	3,656,397	4,099,360
[103-2501] Insurance Fund Total			2,167,385	4,276,759	5,290,303	3,566,267	3,656,397	4,099,360
103 - INSURANCE FUND TOTAL			2,167,385	4,276,759	5,290,303	3,566,267	3,656,397	4,099,360

INSURANCE FUND

Budget Detail

103-2501

OPERATIONS & MAINTENANCE

8161-000

Claims & Judgements – WC

Estimated workers compensation settlements from self-insured plan and estimated adjustments based on actuarial study. The expenditures are recovered from various funds and departments based on staffing level and risk factors offsetting revenue account #103-0000-0000-5420-000 and insurance reimbursement from PRISM from revenue account #103-0000-0000-5410-000. (Total \$1,200,000)

8161-001

Claims & Judgements – GL

General liability settlements from self-insured plan and estimated adjustments based on actuarial study. The expenditures are recovered from various funds and departments based on staffing level and risk factors offsetting revenue account #103-0000-0000-5420-000 and insurance reimbursement from PRISM from revenue account #103-0000-0000-5410-001. (Total \$780,146)

8162-000

Insurance Policy – WC

Workers' compensation premium through PRISM, formerly CSAC-EIA. (Total \$496,000).

8162-000

Insurance Policy – GL

General Liability premium through PRISM, formerly CSAC-EIA. (Total \$1,509,100).

8170-000

Professional Services

Consulting Services. (Total \$114,114)

Acct	Tsk	Account Title	Actual 2020/21	Actual 2021/22	Actual 2022/23	Adopted 2023/24	Estimated 2023/24	Adopted 2024/25
7000	000	Salaries - Permanent	132,182	159,819	241,324	390,757	282,114	336,844
7010	000	Salaries - Temp / Part	26,960	9,230	-	-	17,883	-
7020	000	Overtime	-	2,744	5,780	-	3,160	3,800
7040	000	Holiday	1,627	1,935	-	1,163	-	931
7070	000	Leave Buyback	-	478	4,571	4,422	-	4,422
7100	000	Retirement	21,275	55,002	34,162	31,707	21,323	29,188
7100	010	CalPERS UAL	-	-	-	9,486	9,571	11,356
7108	000	Deferred Compensation	5,632	(4,399)	1,527	3,768	2,742	3,363
7110	000	Workers Compensation	1,716	2,075	1,898	4,194	3,253	3,758
7120	000	Disability Insurance	-	-	2,720	-	-	-
7130	000	Group Health Insurance	6,083	11,237	19,486	59,796	30,885	45,683
7140	000	Vision Insurance	187	335	437	774	569	655
7150	000	Dental Insurance	786	1,358	1,642	2,892	2,053	2,368
7160	000	Life Insurance	98	172	213	401	297	341
7170	000	FICA - Medicare	2,159	2,670	3,426	5,477	4,316	4,884
<WAGES & BENEFITS>			198,705	242,657	317,187	514,836	378,168	447,592
8000	000	Office Supplies	-	-	-	-	-	-
8010	000	Postage	24,779	31,527	28,502	50,000	50,000	40,000
8020	000	Special Department Expense	103,683	125,489	112,303	160,000	40,000	40,000
8032	000	Water Efficiency Fee Projects	47	-	-	-	-	-
8060	000	Dues & Memberships	-	-	-	424	955	413
8070	000	Mileage/Auto Allowance	-	-	-	-	-	-
8090	000	Conference & Meeting Expense	-	-	462	3,512	544	1,348
8110	000	Equipment Maintenance	-	-	-	18,000	-	-
8170	000	Professional Services	312,894	375,192	369,611	416,700	429,013	439,598
8180	000	Contract Services	2,895	99	-	-	-	-
8200	000	Training Expense	-	-	-	2,504	1,760	1,400
8350	000	Bad Debt Expense	-	-	-	-	-	-
8400	000	Overhead Allocation	91,981	91,981	91,981	91,980	91,981	91,981
<OPERATIONS & MAINTENANCE>			536,279	624,288	602,858	743,120	614,252	614,739
[500-3012] Utility Billing Total			734,984	866,944	920,045	1,257,956	992,420	1,062,331

UTILITY BILLING

Budget Detail

500-3012

PERSONNEL SERVICES

7000 Regular Salaries

Provides the partial compensation for the Finance Director, Accounting Manager, Finance Manager, Management Analyst, and Accountant. Refer to the Appendix for a detailed allocation list.

7010 Salaries – Temp/Part-time

Provide partial compensation for a part-time Management Analyst, and Interim Finance Director.

OPERATIONS & MAINTENANCE

8010 Postage

Provides funds for postal expenses related to water billing. (Total \$40,000)

8020 Special Department Expense

Provides funds for payment of water billing lock box fees, return fees and bank fees. (Total \$40,000)

8060 Dues & Memberships

Share of annual CSMFO (\$135), Government Finance Officers Association (GFOA) (\$188), Municipal Management Association of Southern California (MMASC) (\$90). (Total \$413)

8090 Conference and Meeting Expense

CalPERS (\$300), Municipal Management Association of Southern California (MMASC) (\$600), Springbrook Annual Conference (\$448). (Total \$1,348)

8170 Professional Services

Utility Billing Contract (\$325,500), city audit services (\$23,400), investment management (\$54,000), Questica budget software (\$16,750), Consulting (\$19,948). (Total \$439,598)

8200 Training

CalPERS (\$400), Municipal Management Association of Southern California (MMASC) (\$600), Springbrook Annual Conference (\$400). (Total \$1,400)

8400 Overhead Allocation

Charges for administrative services provided by the General Fund. (Total \$91,981).

Acct	Tsk	Account Title	Actual 2020/21	Actual 2021/22	Actual 2022/23	Adopted 2023/24	Estimated 2023/24	Adopted 2024/25
8170	000	Professional Services	-	-	52,982	-	118,420	-
[206-2032] Innovation and Technology Total			-	-	52,982	-	118,420	-
7000	000	Salaries - Permanent	-	-	810,667	-	-	-
7010	000	Salaries - Temp / Part	-	-	3,250	-	-	-
8020	000	Special Department Expense	-	-	-	3,498,717	100,000	-
[206-3041] Non-Dept/Overhead Total			-	-	813,917	3,498,717	100,000	-
8170	000	Professional Services	-	-	70,000	-	-	-
8520	000	Machinery & Equipment	-	-	-	-	-	-
8540	000	Automotive Equipment	-	-	-	-	-	-
[206-4011] Police Total			-	-	70,000	-	-	-
8134	000	Safety Clothing/Equipment	-	-	-	-	-	-
8170	000	Professional Services	-	-	-	-	-	50,000
8183	000	Contract Services - Command Sharing	-	-	-	-	-	70,000
8520	000	Machinery & Equipment	-	-	152,047	-	-	300,000
[206-5011] Fire Total			-	-	152,047	-	-	420,000
8520	000	Machinery & Equipment	-	-	-	-	-	-
[206-6011] Admin & Engineering Total			-	-	-	-	-	-
8180	000	Contract Services	-	-	29,710	-	-	-
[206-8031] Community Services Total			-	-	29,710	-	-	-
<OPERATIONS & MAINTENANCE>			-	-	1,118,655	3,498,717	218,420	420,000
206 - SLFRF FUND TOTAL			-	-	1,118,655	3,498,717	218,420	420,000

Budget Detail**State and Local Fiscal Recovery Fund****206-XXXX****OPERATIONS & MAINTENANCE**

4011-8170	<u>Professional Services</u> Fire Department Comprehensive Assessment. (Total \$50,000)
5011-8183	<u>Contract Services – Command Sharing</u> New Command Vehicle. (Total \$70,000)
6011-8520	<u>Contract Services – Command Sharing</u> Asphalt truck. (Total \$300,000)



CITY TREASURER FISCAL YEAR 2024-25 BUDGET SNAPSHOT

OVERVIEW

The City Treasurer is an elected position and is responsible for the management and oversight of the City's idle cash and its investments upon order of the City Council. The Treasurer receives and safely keeps City funds, provides overall investment management and strategy, administers the City's banking relationships, reports periodically to the City Council and the City's Finance Commission, and submits an annual investment policy to the City Council.

Notable Changes- Wages and Benefits

No significant changes to Wages and Benefits.

Notable Changes- Operations and Maintenance

No items budgeted for Operations and Maintenance.

Capital Outlay

There are no adopted Capital Expenses for Fiscal Year 2024-25 Budget.

	Actual	Actual	Estimated	Adopted	Estimated	Adopted
EXPENDITURE SUMMARY	2020/21	2021/22	2022/23	2023/24	2023/24	2024/25
Wages & Benefits	8,444	9,993	8,425	9,239	9,239	9,424
Total Expenses by Category	8,444	9,993	8,425	9,239	9,239	9,424
[101-3021] City Treasurer	8,444	9,993	8,425	9,239	9,239	9,424
Total Expenses by Program	8,444	9,993	8,425	9,239	9,239	9,424

			Actual	Actual	Actual	Adopted	Estimated	Adopted
Acct	Tsk	Account Title	2020/21	2021/22	2022/23	2023/24	2023/24	2024/25
7010	000	Salaries - Temp / Part	7,766	9,178	7,766	8,472	8,472	8,641
7110	000	Workers Compensation	84	113	109	119	119	121
7170	000	FICA - Medicare	594	702	550	648	648	661
<WAGES & BENEFITS>			8,444	9,993	8,425	9,239	9,239	9,424
[101-3021] City Treasurer Total			8,444	9,993	8,425	9,239	9,239	9,424

Budget Detail	City Treasurer	101-3000-3021
----------------------	-----------------------	----------------------

PERSONNEL SERVICES

7010 Part-Time Salaries

Funds monthly stipend of elected City Treasurer. The Treasurer's stipend is authorized by Government Code and City resolutions.



POLICE DEPARTMENT FISCAL YEAR 2024-25 BUDGET SNAPSHOT

OVERVIEW

The Police Department is dedicated to providing a comprehensive array of law enforcement and crime deterrence services. These services encompass street and traffic patrol, crime investigation and analysis, parking enforcement, and an active community crime prevention program. The Support Services Bureau encompasses training oversight, records management, property and evidence handling, a dispatch center, and administrative support.

The Police Department is structured with a total of 37 sworn officers, comprising officers, corporals, sergeants, lieutenants, a Deputy Chief, and a Chief of Police. Additionally, the Department includes 18 full-time non-sworn personnel, as well as part-time non-sworn personnel, including Police Cadets. The Department is further strengthened by the inclusion of two Reserve Officers and a volunteer Chaplain.

Notable Changes- Wages and Benefits

At the time of this budget preparation, the Police Department is substantially understaffed, with 17 vacancies in both sworn and professional staff positions. Despite ongoing recruitment efforts to secure the most qualified candidates, the existing personnel shortages pose challenges. The Department remains committed to addressing community needs, including traffic enforcement, homeless outreach, and support for city-sponsored events.

Given the prevailing staffing constraints, there is an anticipation that the overtime budget will surpass the allocated amounts. In the Fiscal Years 2022-2023 and 2023-2024, the Police Department experienced consistent increases in overtime usage, primarily attributable to the impact of unfilled vacancies and absences related to COVID-19. Efforts

are underway to mitigate these challenges and ensure the efficient fulfillment of departmental responsibilities.

Notable Changes- Operations and Maintenance

In alignment with the City's Green Action Plan and a commitment to sustainability, the Police Department has taken proactive measures to enhance environmental responsibility. Notably, the Department has implemented an electric fleet, incorporating electric vehicles for both patrol and administrative purposes. This initiative reflects a conscientious effort to contribute to the City's broader sustainability goals.

Furthermore, in response to community input and in support of the City Council's request, the contract for crossing guards with All City Management has been expanded. Specifically, an additional crossing guard has been allocated at the intersection of Huntington Drive and Marengo Avenue. This decision was prompted by a petition from residents in the area, highlighting the City's responsiveness to local needs and concerns.

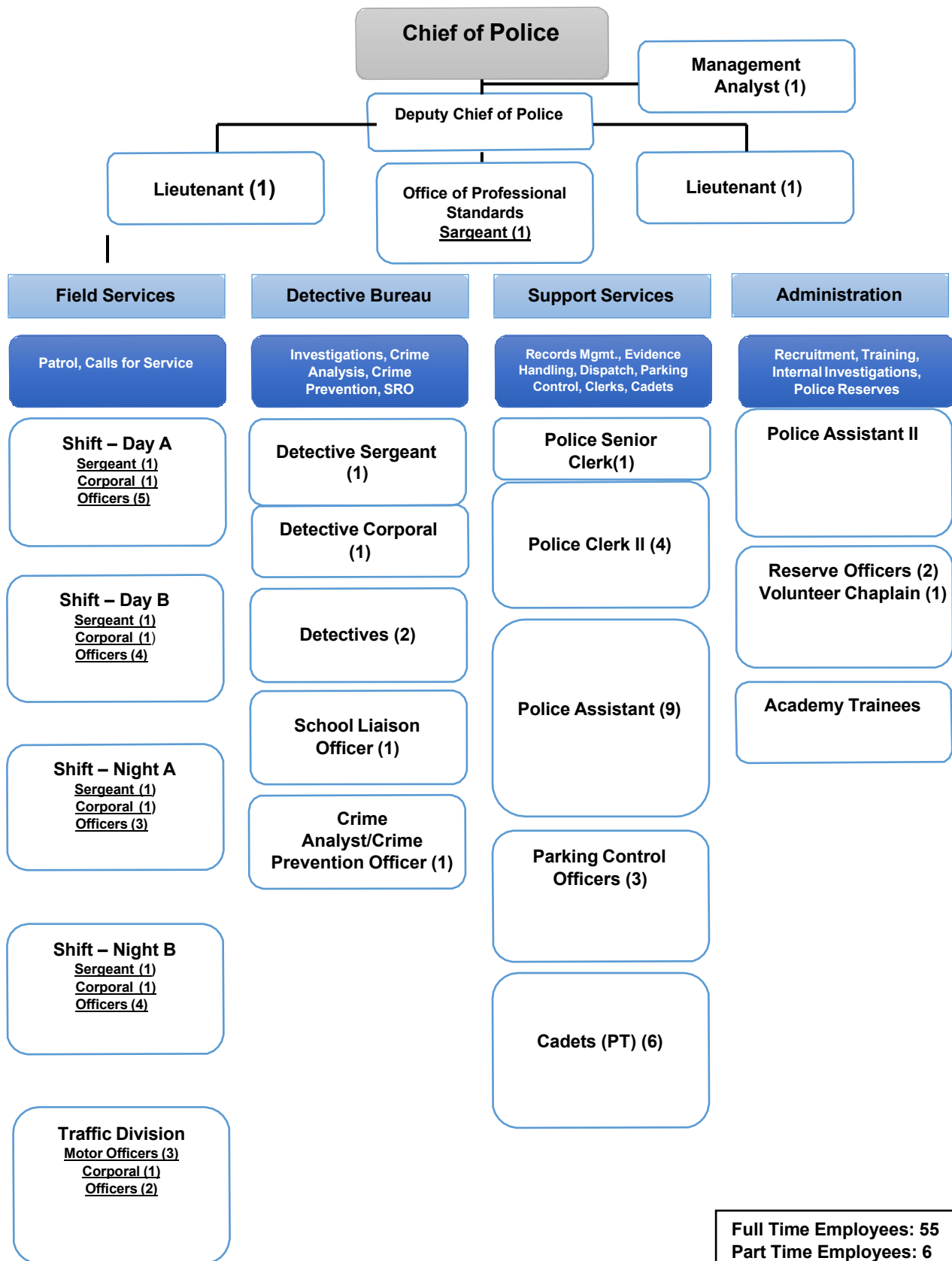
Flock Cameras, denoting stationary Automated License Plate Readers (ALPRs), have been procured through lease arrangements utilizing grant funding. These cameras have been strategically positioned at key ingress and egress points throughout the City. Since their installation, the Flock Cameras have demonstrated substantial value as a force multiplier and an invaluable investigative tool for the Police Department. Their utilization has proven instrumental in enhancing overall vehicle recognition capabilities and contributing to effective law enforcement efforts.

Capital Outlay

The ongoing support for the Police Department's Computer Aided Dispatch and Records Management System (CAD and RMS) is sustained through the State of California COPS Grant.

Furthermore, the Department has actively pursued reimbursement for the CAD and RMS systems through the State of California, AB 953-Racial and Identity Profiling (RIPA) Implementation Costs. Subsequently, in 2023, the Police Department successfully secured a reimbursement award totaling \$571,000.00. This financial

support contributes significantly to the continued enhancement and maintenance of crucial technological infrastructure within the Department.



Full Time Employees: 55
 Part Time Employees: 6
 Reserves: 2
 Volunteers: 1

	Actual	Actual	Actual	Adopted	Estimated	Adopted
EXPENDITURE SUMMARY	2020/21	2021/22	2022/23	2023/24	2023/24	2024/25
[101-4011] Police	10,400,998	11,384,907	10,638,978	11,398,978	9,996,931	12,118,916
[105-4011] Police	-	(6,553)	179,324	531,502	379,000	540,000
[206-4011] Police	-	-	70,000	-	-	-
[241-4011] Measure H	38,582	50,982	-	-	-	-
[270-4011] Police	-	20,100	-	10,000	10,000	10,000
[270-4015] Police Asset Forfeiture	-	-	-	50,000	50,000	50,000
[272-4018] Police State Grant - AB 3229	24,478	136,767	-	178,011	73,011	73,011
[274-4019] Homeland Security Grant	-	125,360	-	-	-	350,049
Total Expenses by Program	10,464,058	11,711,564	10,888,302	12,168,491	10,508,942	13,141,976

Acct	Tsk	Account Title	Actual 2020/21	Actual 2021/22	Actual 2022/23	Adopted 2023/24	Estimated 2023/24	Adopted 2024/25
7000	000	Salaries - Permanent	4,606,792	4,525,275	4,184,581	5,137,092	4,029,385	5,430,548
7010	000	Salaries - Temp / Part	147,632	135,997	156,487	104,419	150,740	174,183
7020	000	Overtime	704,131	776,637	1,078,971	885,071	1,285,342	750,000
7030	000	Overtime - FLSA	6,687	4,548	-	-	-	-
7040	000	Holiday	268,676	236,230	231,216	226,708	182,107	175,189
7045	000	Overtime - Special (Movie) Detail	286,525	299,327	387,988	450,000	122,513	300,000
7050	000	Overtime - DUI Checkpoint	13,471	15,220	23,374	-	27,935	47,000
7060	000	IOD - Safety	-	72,711	260,146	-	84,906	-
7070	000	Leave Buyback	16,512	15,309	22,947	13,683	820	13,683
7100	000	Retirement	2,562,864	3,692,828	2,126,107	858,701	750,142	870,196
7100	010	CalPERS UAL	-	-	-	1,237,237	1,172,734	1,853,705
7108	000	Deferred Compensation	170,181	(163,016)	36,872	50,434	58,747	51,324
7110	000	Workers Compensation	239,059	233,362	231,950	201,506	204,899	207,370
7120	000	Disability Insurance	7,956	-	44,821	-	27,895	-
7122	000	Unemployment Insurance	2,825	-	-	-	-	-
7130	000	Group Health Insurance	499,806	374,850	481,028	846,120	489,999	682,446
7140	000	Vision Insurance	10,285	9,956	9,036	11,994	8,747	9,937
7150	000	Dental Insurance	35,053	34,086	32,747	43,409	31,021	36,087
7160	000	Life Insurance	4,864	4,817	4,463	5,445	4,308	5,049
7170	000	FICA - Medicare	90,990	88,029	93,827	83,281	85,172	90,262
7180	000	Car/Uniform Allowance	47,650	44,850	49,817	-	42,758	54,071
<WAGES & BENEFITS>			9,721,958	10,401,015	9,456,377	10,155,100	8,760,171	10,751,050
8000	000	Office Supplies	28,677	29,451	23,695	29,000	28,200	29,000
8010	000	Postage	4,410	3,572	5,723	5,250	4,699	5,250
8020	000	Special Department Expense	42,603	57,002	65,933	84,500	73,500	67,500
8022	000	OTS Grant Expense	2,755	1,093	2,501	-	6,000	6,000
8034	000	K9 Expenses	8,154	8,944	8,966	9,000	16,498	9,000
8035	000	Narco K9 Expenses	3,770	1,460	-	-	-	-
8040	000	Advertising	-	-	-	-	-	-
8050	000	Printing/Duplicating	12,944	14,947	16,193	22,000	22,000	22,000
8060	000	Dues & Memberships	1,555	3,555	3,410	3,700	645	3,700
8090	000	Conference & Meeting Expense	400	1,241	1,050	8,000	7,227	7,000
8100	000	Vehicle Maintenance	45,933	76,441	96,281	81,000	68,387	74,000
8105	000	Fuel	65,031	79,255	83,853	65,000	59,000	50,000
8109	000	Equipment	14,702	21,650	23,516	25,000	10,000	25,000
8110	000	Equipment Maintenance	12,621	15,557	21,034	21,000	16,000	22,000
8120	000	Building Maintenance	-	-	-	-	-	-
8134	000	Safety Clothing/Equipment	15,419	18,636	12,781	35,000	35,000	35,000
8140	000	Utilities	-	-	-	-	-	30,000
8150	000	Telephone	-	-	-	-	-	-
8170	000	Professional Services	71,024	116,893	102,994	202,823	161,823	171,338
8180	000	Contract Services	309,161	459,320	651,278	575,105	656,782	737,577
8200	000	Training Expense	22,880	43,969	35,247	40,000	40,000	40,000
8210	000	Training Expense - POST Reimb.	17,002	28,424	29,386	30,000	30,000	30,000
8176	000	Reserves and Volunteers	-	-	-	7,500	1,000	3,500
<OPERATIONS & MAINTENANCE>			679,040	981,411	1,183,841	1,243,878	1,236,760	1,367,866
8520	000	Machinery & Equipment	-	2,480	(1,240)	-	-	-
8540	000	Automotive Equipment	-	-	-	-	-	-
<CAPITAL OUTLAY>			-	2,480	(1,240)	-	-	-
[101-4011] Police Total			10,400,998	11,384,907	10,638,978	11,398,978	9,996,931	12,118,916

PERSONNEL SERVICES

- 7000 Salaries – Regular Employees
Provides salaries for all full-time, permanent sworn and civilian employees.
- 7010 Salaries – Temporary/Seasonal/Part-Time
Provides compensation for seasonal, temporary, and other non-salaried part-time employees. Part-time employees include Police Cadets.
- 7020 Overtime
Covers the cost of overtime for non-management personnel. Overtime is used for duties that cause an employee to work beyond their scheduled end-of-shift, court appearances and court on-call status during off-duty hours, and overtime required to fill minimal staffing requirements. Overtime has increased due to COVID-19 related absences. Efforts will be made through negotiated agreements with the police officers' association to reduce nonessential overtime costs, however, overtime due to burglary suppression efforts will continue. The use of reserve officers whenever possible has kept these costs down. Total (\$750,000)
- 7040 Holiday
Covers overtime compensation for employees required to work on Holidays. Total (\$175,189).
- 7045 Overtime – Filming Detail
Covers the cost of overtime for providing security at filming locations. The City is reimbursed fully by the film companies for this overtime.
- 7050 Overtime – DUI Checkpoint
Covers overtime compensation for providing staffing for DUI checkpoints. Total (\$47,000).
- 7070 Leave Buyback
Provides funds to employees who opt to sell back hours of their leave balances. Total (\$13,683).

OPERATIONS & MAINTENANCE

- 8000 Office Supplies
Provides funds for the purchase of Police report forms, Detective and Records case file folders, office stationery, toner labels, general office supplies, break room supplies. Vendors: Staples Business Advantage and Amazon Capital Services. Total (\$29,000)
- 8010 Postage
Provides funds for Police Department postal expenses. Vendors: Pitney

Bowes and FedEx (Costs represent a 5% increase from each vendor).
Total (\$5,250)

8020 Special Department Expense

Provides for department supplies and services to include fingerprint supplies, emergency flares, handheld radio batteries, and purchase of new radios (\$40,000). Community Education Programs include National Night Out Teen Academy, Coffee with a Cop, Women's Self Defense, Citizen's Academy, and Crime Prevention Materials (\$26,500). Festival of Balloons expenses including radio, repeater and message board rentals (\$1,000). Total (\$67,500)

8022 OTS Grant

DUI Checkpoint. Total (\$6,000)

8034 K-9

Provides for training, equipment, maintenance, food, and veterinarian costs. Total (\$9,000)

8050 Printing and Duplication

Provides funds for the printing and duplication of materials such as crime prevention brochures (\$3,000), parking citations, traffic citations, and parking permits; (\$19,000); printing costs are expected to increase 10 to 15% this year. Total (\$22,000)

8060 Dues, Memberships, Subscriptions and Books

Fund provides for both memberships and training materials. Includes memberships for the Los Angeles County Police Chiefs Association, the California Police Chiefs Association, the San Gabriel Valley Police Chiefs Association, the International Association of Chiefs of Police Chiefs, California Association of Property and Evidence, International Association for Property and Evidence Investigators, and a subscription service for various legal codes including, Legal Source Book, Penal Code and Vehicle Code. Total (\$3,700)

8090 Conference and Meeting Expenses

Provides funds for management training, conferences, transportation, and meeting expenses. This includes providing refreshments for local community and professional meetings of organizations such as the San Gabriel Valley Intelligence meetings and staff meetings (\$1,500). Funds are allocated for the Chief of Police, Deputy Chief, and Lieutenants to attend certain annual professional meetings and conferences, including the annual conferences for the California Police Chiefs Association (\$1,900); the Los Angeles County Police Chiefs Association (\$600); and for other personnel to attend miscellaneous meetings and conferences (\$3,000). Total (\$7,000)

8100 Vehicle Maintenance and Operations

Provides funds for the maintenance, repairs, and operational costs for the Police vehicle fleet, routine vehicle maintenance and collision repairs (\$45,000), tires (\$10,000), vehicle washes (\$4,000), and maintenance and

repairs of emergency equipment and vehicle computers (\$15,000). Total (\$74,000)

8105 Fuel and Electricity

Provides funds for fueling gasoline-powered and charging of electric-powered vehicles. Total (\$50,000)

8109 Equipment

Provides funds for equipment to include lethal and less lethal weapons, firearms, firearms accessories, electric control devices, miscellaneous weapon accessories, training supplies including ammunition, range maintenance, and repairs. Total (\$25,000)

8110 Equipment Maintenance

Provides funds for the repair and maintenance of City-owned equipment, excluding police vehicles. This includes maintenance, calibration and repair of radar units, and maintenance and repair of office machines, police radios, video cameras, dispatch, and other equipment (\$15,000); Police station card reader system (\$7,000). Total (\$22,000)

8134 Safety Clothing/Equipment

Provides for the purchase of safety equipment and supplies for both sworn and civilian personnel, including uniforms for new employees (\$9,500), ballistic body armor (\$20,000), and other safety equipment and supplies for new employees (\$5,500). Total (\$35,000).

8140 Utilities

Electric Vehicle Charging Expenses. Total (\$30,000).

8170 Professional Services

Provides for specific needs such as: Arrestee blood alcohol tests and medical treatment (\$15,000), sexual assault and victim exams (\$5,000), medical exams, psychological evaluations, polygraph tests, and background investigations for candidates for employment (\$33,500), Pasadena or Glendale Police Department crime scene forensics technician and crime lab services (\$15,000), SecureWorks annual subscription and other software/license fees (\$39,516). Phoenix Group Information Systems city parking program management offset by revenue in Parking Citations account #4610-000, includes 5% increase (\$63,322.35). Total (\$171,338).

8180 Contract Services

Funds contracts that are provided for services such as: Pasadena Humane Society increased due to CPI adjustment of 3% (\$184,048), All City Management Crossing Guards, increased due to 10% estimated cost increase (\$363,009.24), inmate housing fees for Alhambra and Pasadena Police Departments (\$30,000), ICI Glendale/Pasadena Radio frequencies (\$20,000), CAD/RMS technical support (\$9,785), LexisNexis database (\$7,800), In-Time payroll management system (\$6,000), Foothill

Communications (\$12,900), Nixel notification system (\$4,300), Flock Camera System (\$30,000), Lexipol (\$11,000) – moved from Professional Services, Foothill Air Support Team helicopter support, increased by 7.57 % (\$38,405), Police Strategies LLC – Community Dashboard/RIPA (\$10,000), SDI – Subpoena integration (\$10,330). Total (\$737,577).

8200 Training Expense

Provides funds for non-P.O.S.T. non-refundable training courses and training materials for Police Department employees. Total (\$40,000)

8210 P.O.S.T. Training Expense

Provides for training courses and training materials required of police officers to retain or obtain P.O.S.T. certification. A portion of the training is P.O.S.T. reimbursable and goes back into the general fund. Total (\$30,000)

8176 Reserves and Volunteers

Provides for expenses associated with Volunteer Program and Police Reserve Officers to include uniforms maintenance and training. Total (\$3,500)

			Actual	Actual	Actual	Adopted	Estimated	Adopted
Acct	Tsk	Account Title	2020/21	2021/22	2022/23	2023/24	2023/24	2024/25
8101	000	Vehicle Lease (PD)	-	-	179,324	531,502	379,000	540,000
		<OPERATIONS & MAINTENANCE>	-	-	179,324	531,502	379,000	540,000
8540	000	Automotive Equipment	-	(6,553)	-	-	-	-
		<CAPITAL OUTLAY>	-	(6,553)	179,324	531,502	379,000	540,000
[105-4011] Police Facilities & Equip. Repl. Total			-	(6,553)	179,324	531,502	379,000	540,000

Budget Detail	Facilities and Equipment Maintenance	105-
----------------------	---	-------------

OPERATIONS & Maintenance

8101 Vehicle Lease (PD)

Five-year lease of police vehicles. The lease will provide 20 electric vehicles. The vehicle leasing costs will be budgeted annually. Total (\$540,000).

Acct	Tsk	Account Title	Actual 2020/21	Actual 2021/22	Actual 2022/23	Adopted 2023/24	Estimated 2023/24	Adopted 2024/25
7020	000	Overtime	-	-	-	-	-	-
		<WAGES & BENEFITS>	-	-	-	-	-	-
8200	000	Training Expense	-	20,100	-	10,000	10,000	10,000
		<OPERATIONS & MAINTENANCE>	-	20,100	-	10,000	10,000	10,000
8520	000	Machinery & Equipment	-	-	-	50,000	50,000	50,000
		<CAPITAL OUTLAY>	-	-	-	50,000	50,000	50,000
[270-4015] Police Asset Forfeiture Total			-	20,100	-	60,000	60,000	60,000
270 - ASSET FORFEITURE TOTAL			-	20,100	-	60,000	60,000	60,000

Budget Detail	Asset Forfeiture	270-4015
----------------------	-------------------------	-----------------

OPERATIONS & MAINTENANCE

8200 Training Expenses

Law enforcement training and education—Training of investigators, sworn and non-sworn law enforcement personnel in any area necessary to perform official law enforcement duties, such as canine handler, narcotics, defensive tactics, criminal justice, language, constitutional law, accounting/finance, or forensics. Provided that the employees' regular duties require knowledge of these topics. (Total \$10,000)

Budget Detail	Asset Forfeiture	270-
---------------	------------------	------

CAPITAL OUTLAY

8520 Machinery & Equipment

Costs associated with the purchase of law enforcement equipment for use by law enforcement personnel that supports law enforcement activities. (Total \$50,000)

			Actual	Actual	Actual	Adopted	Estimated	Adopted
Acct	Tsk	Account Title	2020/21	2021/22	2022/23	2023/24	2023/24	2024/25
8520	000	Machinery & Equipment	24,478	136,767	-	178,011	73,011	73,011
		<CAPITAL OUTLAY>	24,478	136,767	-	178,011	73,011	73,011
[272-4018] Police State Grant - AB 3229 Total			24,478	136,767	-	178,011	73,011	73,011

Budget Detail	Police Grants State / Cops	272-4018
---------------	----------------------------	----------

CAPITAL OUTLAY

8520 Machinery & Equipment
 Axon Enterprise Inc., digital storage, and upgrade current
 equipment. Total (\$73,010.58)

Acct	Tsk	Account Title	Actual 2020/21	Actual 2021/22	Actual 2022/23	Adopted 2023/24	Estimated 2023/24	Adopted 2024/25
8520	000	Machinery & Equipment	-	125,360	-	-	-	350,049
		<CAPITAL OUTLAY>	-	125,360	-	-	-	350,049
[274-4019] Police Grant Total			-	125,360	-	-	-	350,049
274 - HOMELAND SECURITY GRANT TOTAL			-	125,360	-	-	-	350,049

Budget Detail	Homeland Security Grant	274-4019
----------------------	--------------------------------	-----------------

Capital Outlay

8520 Machinery & Equipment
Urban Area Security Initiative (UASI) Grant Award, \$188,931 (2022) and
\$161,118 (2023). (Total \$350,049)



FIRE DEPARTMENT FISCAL YEAR 2024-25 BUDGET SNAPSHOT

OVERVIEW

The Fire Department provides for the protection of life, property, and the environment from the adverse effects of fires, medical emergencies, and hazardous conditions through progressive resource deployment. The Department offers Fire prevention programs and community education activities. The Fire Department provides emergency fire and life safety response services around the clock every day of the year.

Notable Changes- Wages and Benefits

Increases in wages and benefits are associated with increased retirement costs and health benefit costs.

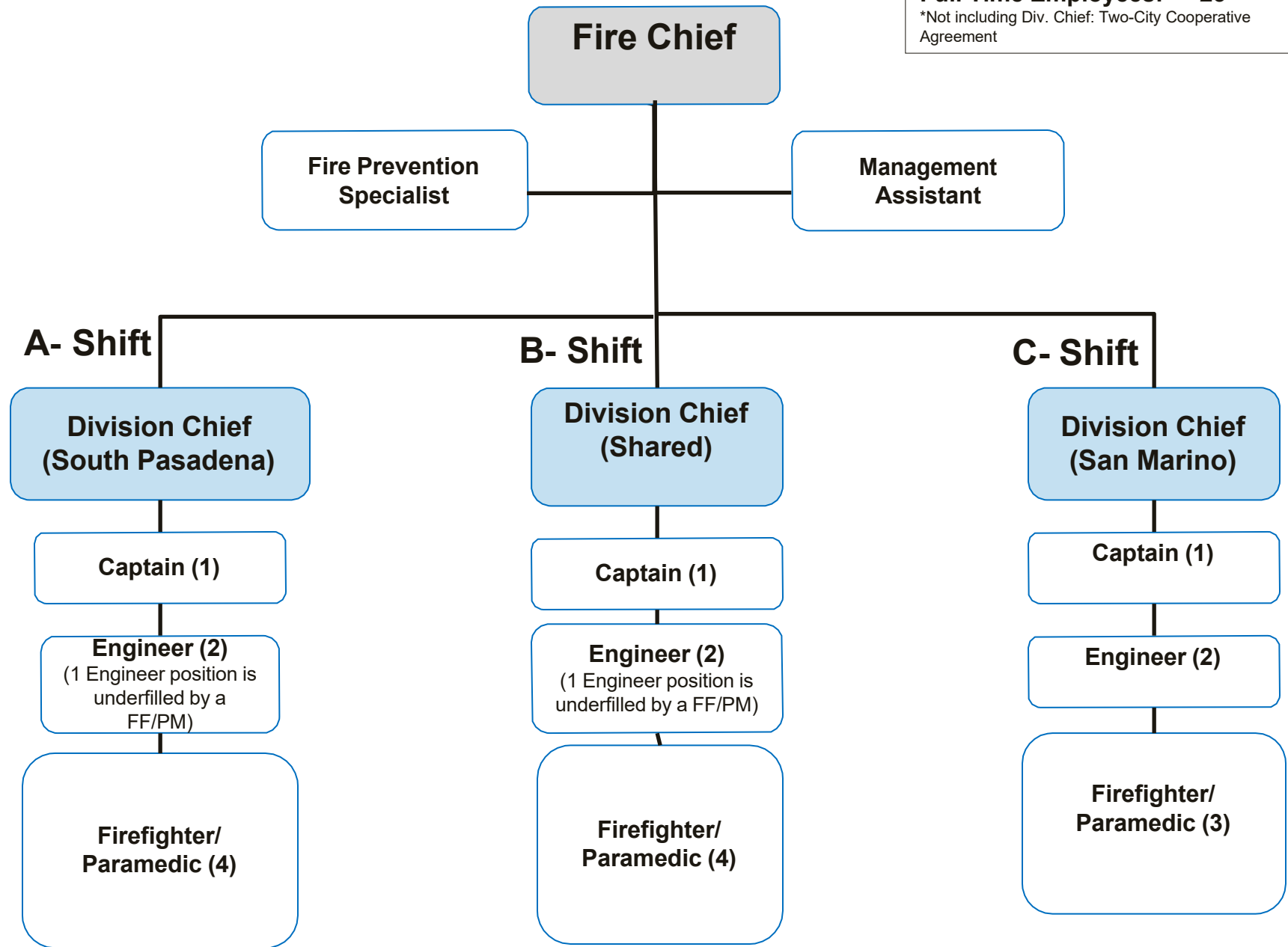
Notable Changes- Operations and Maintenance

While there are no significant increases in Operations and Maintenance, some Operations and Maintenance costs have increased due to increases in the Consumer Price Index.

Capital Outlay

There are no adopted Capital Expenses for Fiscal Year 2024-25 Budget.

Full Time Employees: 23*
*Not including Div. Chief: Two-City Cooperative Agreement



	Actual	Actual	Actual	Adopted	Estimated	Adopted
EXPENDITURE SUMMARY	2020/21	2021/22	2022/23	2023/24	2023/24	2024/25
Wages & Benefits	5,775,579	7,146,473	6,610,710	6,533,402	5,917,344	6,480,279
Operations & Maintenance	572,103	617,116	755,162	822,200	823,450	848,500
Capital Outlay	-	-	157,675	-	-	300,000
Total Expenses by Category	6,347,681	7,763,589	7,523,547	7,355,602	6,740,795	7,628,779
[101-5011] Fire	6,315,749	7,716,685	7,331,752	7,300,602	6,686,295	7,163,779
[101-5012] Emergency Preparedness	31,932	46,904	39,748	55,000	54,500	45,000
[105-5011] Facilities & Equipment Replacement	-	-	-	-	-	-
[206-5011] Fire	-	-	152,047	-	-	420,000
Total Expenses by Program	6,347,681	7,763,589	7,523,547	7,355,602	6,740,795	7,628,779

Acct	Tsk	Account Title	Actual 2020/21	Actual 2021/22	Actual 2022/23	Adopted 2023/24	Estimated 2023/24	Adopted 2024/25
7000	000	Salaries - Permanent	2,458,937	2,313,836	2,717,933	2,745,719	2,253,937	2,855,471
7010	000	Salaries - Temp / Part	27,627	28,119	11,226	-	-	-
7020	000	Overtime	1,318,654	1,195,780	1,140,047	800,000	1,093,172	800,000
7030	000	Overtime - FLSA	36,518	31,822	41,801	98,000	30,760	98,000
7035	000	Overtime - Fire Strike	-	-	-	300,000	-	300,000
7040	000	Holiday	86,086	92,197	105,320	129,891	77,947	85,197
7045	000	Overtime - Special (Movie) Detail	134,178	175,185	165,698	100,000	78,917	100,000
7060	000	IOD - Safety	-	282,808	187,905	-	204,887	-
7065	000	Fitness	6,200	5,000	5,900	10,500	5,400	10,500
7070	000	Leave Buyback	-	-	27,883	34,214	8,919	34,214
7100	000	Retirement	941,079	2,489,658	1,320,327	538,397	490,381	561,370
7100	010	CalPERS UAL	-	-	-	1,024,111	970,914	940,592
7108	000	Deferred Compensation	110,601	(96,130)	24,144	26,898	37,395	28,056
7110	000	Workers Compensation	309,938	326,101	358,886	238,767	288,750	248,315
7120	000	Disability Insurance	-	-	125,126	-	18,710	-
7122	000	Unemployment Insurance	4,419	-	-	-	-	-
7130	000	Group Health Insurance	242,086	205,433	270,925	401,460	268,806	337,148
7140	000	Vision Insurance	4,551	4,678	4,660	5,143	4,190	4,328
7150	000	Dental Insurance	15,226	16,059	16,228	18,960	15,273	16,002
7160	000	Life Insurance	2,120	2,129	2,134	2,277	1,993	2,269
7170	000	FICA - Medicare	61,235	57,673	65,494	40,074	50,700	41,675
7180	000	Car/Uniform Allowance	16,125	16,125	19,073	18,992	16,295	17,143
<WAGES & BENEFITS>			5,775,579	7,146,473	6,610,710	6,533,402	5,917,344	6,480,279
8000	000	Office Supplies	3,688	3,815	3,510	3,700	3,675	3,700
8010	000	Postage	1,061	733	909	1,100	2,755	1,100
8020	000	Special Department Expense	43,159	34,231	39,558	44,000	43,500	44,000
8024	000	Fire Strike Team Expense	-	2,193	14,654	15,000	15,000	15,000
8025	000	Medical Supplies	132,574	38,761	121,288	36,500	36,500	39,500
8026	000	Hazardous Materials	-	456	802	500	3,449	500
8027	000	Ground Emergency Medical Trans port	-	28,206	36,389	10,000	-	5,000
8034	000	K9 Expenses	-	-	2,151	3,500	3,400	3,500
8050	000	Printing/Duplicating	1,249	1,000	2,573	500	683	700
8060	000	Dues & Memberships	1,225	1,025	1,941	1,500	1,300	1,500
8080	000	Books/DVDs/CDs	840	-	1,169	2,000	1,500	1,500
8090	000	Conference & Meeting Expense	-	1,994	2,414	3,000	3,000	3,000
8100	000	Vehicle Maintenance	42,297	57,881	45,549	37,500	52,500	55,000
8105	000	Fuel	20,637	21,857	9,693	30,000	30,000	30,000
8110	000	Equipment Maintenance	10,222	19,998	6,241	11,000	10,500	11,000
8120	000	Building Maintenance	9,029	20,168	4,909	10,000	9,816	10,000
8132	000	Uniform Expense/Cleaning	-	-	-	-	-	-
8134	000	Safety Clothing/Equipment	26,087	30,311	116,686	35,000	35,000	35,000
8140	000	Utilities	-	-	-	-	-	1,500
8170	000	Professional Services	23,385	26,387	30,553	152,000	107,500	55,000
8180	000	Contract Services	156,250	204,672	219,058	225,900	264,372	265,000
8183	000	Contract Services - Command Sharing	58,723	64,766	41,243	132,500	132,500	90,000
8200	000	Training Expense	9,745	11,757	14,124	12,000	12,000	12,000
<OPERATIONS & MAINTENANCE>			540,170	570,213	715,414	767,200	768,950	683,500
8520	000	Machinery & Equipment	-	-	5,628	-	-	-
<CAPITAL OUTLAY>			-	-	5,628	-	-	-
[101-5011] Fire Total			6,315,749	7,716,685	7,331,752	7,300,602	6,686,295	7,163,779

PERSONNEL SERVICES

- 7000 Regular Salaries
Provides funds for fire administration, command/suppression personnel, and support staff.
- 7010 Part-Time Salaries
Provides funds for one part-time Management Aide to perform secretarial duties.
- 7020 Overtime
Covers the cost of overtime for non-management personnel. Overtime is used for duties that cause an employee to work beyond their scheduled end-of-shift, and overtime required to fill minimal staffing requirements.
- 7035 Overtime-Fire Strike
Covers the cost of overtime for non-management personnel for out of area strike team responses.
- 7040 Holiday
Covers overtime compensation for employees required to work on Holidays.
- 7045 Overtime – Filming Detail
Covers the cost of overtime for providing security at filming locations. The City is reimbursed fully by the film companies for this overtime.
- 7070 Leave Buyback
Provides funds to employees who opt to sell back hours of their leave balances.

OPERATIONS & MAINTENANCE

- 8000 Office Supplies
Provides funds for the purchase of departmental office supplies; stationary, file dividers, boxes, clipboards, filing cabinets, workstation supplies, printer supplies, copy paper, (Staples Business Advantage \$2,500); letter head, envelopes, printing, (Cantu Graphics Inc. \$500); other general office supplies, (Amazon Capital Services, Inc. \$700). Total (\$3,700).
- 8010 Postage
Provides funds for department Fire and Life Safety bulk mailings;

inspection forms, paramedic subscription program correspondences, Federal and State Government mailings and postal expenses. Total (\$1,100).

8020 Special Department Supplies

Provides funds for extraordinary department supplies and services including: unanticipated damaged of firefighting equipment, EMS Personal Protective Equipment, uniforms not identified in Safety Clothing and Equipment (\$13,000); non-firefighting orientated equipment and station supplies, (\$6,000); station and apparatus cleaning supplies (\$4,500); linen services (CA Linen Services \$6,500); department identification cards (\$500); unanticipated repairs to front-line and reserve firefighting apparatus (\$13,500). Total (\$44,000).

8024 Fire Strike Team Expense

Covers the cost of out of area Strike Team responses including, but not limited to, fuel, hotel expenses, food, and other supplies. Total (\$15,000).

8025 Paramedic and Emergency Medical Services and Supplies

Provides funds for purchasing expendable medical supplies and equipment utilized during the delivery of paramedic and emergency medical services (Life Assist Inc. \$23,000); expendable medical supplies including oxygen, (Airgas USA \$4,000); intravenous fluids, and non-reusable medical devices, (Stericycle Inc. \$500); defibrillator pads, and required pharmaceuticals, and other medical supplies, (Zoll Medical Corp. \$12,000). Total (\$39,500).

8026 Hazardous Materials

Provides funding for the purchase of hazardous materials inspection and compliance materials and disposal of non-medical hazardous waste, (Stericycle Inc. \$500). Total (\$500).

8027 Ground Emergency Medical Transport

Provides funds for participation in the State's Ground Emergency Medical Transport Program that enables the City to recover costs associated with the transportation of Medi-Cal patients. Total (\$5,000).

8034 Accelerant Detection Canine

Provides funds for the purchase of supplies to support the department's accelerant detection canine (\$1,000); veterinarian bills (\$500); and annual re-certification costs (\$2,000). Total (\$3,500).

8050 Printing and Duplicating

Provides for printing and duplication of fire prevention and brush abatement literature, public education materials, and disaster preparedness documentation, printing Inspection Notices, Brush Violation

Notices (Cantu Graphics \$450); fire prevention materials, (Alert-All Corp \$250). (Total \$700)

8060 Dues and Membership

Provides funds for membership in the Los Angeles Area Fire Chiefs Associations, (\$700), Foothill Fire Chiefs and Training Officers Association, (\$500); Regional Arson Strike Team, L.A. Area Fire Marshalls Association, National Fire Protection Association, (\$300). (Total \$1,500)

8080 Books and Training Materials

Provides funds to purchase fire codes, training manuals, educational videos/software, and professional development literature. (Total \$1,500)

8090 Meeting and Conference Expense

Provides funds for conference attendance, meeting expenses, and transportation to two annual conferences hosted by the Los Angeles Area Fire Chiefs Association. (Total \$3,000)

8100 Vehicle Maintenance

Provides funding to cover the operating expenses, repairs, and preventive maintenance of all department vehicles. Repairs include emergency/unscheduled repairs to front line apparatus, (Valley Power Systems \$37,000, Emergency Vehicle Group \$5,000); replace and service fire apparatus tires, (Parkhouse Tires \$4,000); service and repair of Air Utility air compressor, (Air Compressed Specialist \$4,000); replacement and service of apparatus batteries, (Interstate Batteries \$2,000); repairs and service to utility truck and staff vehicles, (Jack's Auto Repair \$3,000). (Total \$55,000)

8105 Fuel

Provides fuel for fire apparatus (\$25,000 Diesel fuel) and (\$5,000 unleaded gasoline). (Total \$30,000)

8110 Equipment Maintenance

Provides funds for the maintenance, repair, or replacement of department rescue saws, hydraulic extrication equipment, lighting equipment, technical rescue tools, and related emergency response equipment (LN Curtis \$5,000, All-Star Fire Equipment \$4,000 and Extreme Safety \$2,000). (Total \$11,000)

8120 Building Maintenance

Provides funds for cleaning supplies, maintenance, and minor repair of the fire station facility (Westlake Hardware \$5,000 and Home Depot \$3,000); routine repair and maintenance costs related to gasoline and diesel fuel distribution system (\$2,000). (Total \$10,000)

8134 Safety Clothing and Equipment

Provides funds to purchase and maintain Cal OSHA mandated personal protective equipment, structural firefighting gear, brush firefighting gear, self-contained breathing apparatus, and chemical protective suits (All-Star Fire Equipment \$20,000, LN Curtis \$10,000, Gall's \$2,500 and Tom's Uniforms \$2,500). (Total \$35,000)

8140 Utilities

Electricity annual charges (\$1,500). (Total \$1,500)

8170 Professional Services

Provides funds for contract services that provide mandated medical continuing education for paramedics and firefighters, emergency medical services program quality assurance (UCLA Regents/Medical Center \$38,000); critical incident stress counseling and mental health services (Premier First Responders CISD \$10,000); employee medical monitoring including bi-annual physicals, new employee physicals, communicable disease prevention training (St. George Occupational Health \$3,500); Cal OSHA mandated respiratory protection annual testing (\$3,500). (Total \$55,000)

8180 Contract Services

Provides funds for comprehensive fire dispatching and emergency radio communications services from the Verdugo Dispatch Center (\$175,000); third party paramedic services billing through Wittman Enterprises LLC (\$79,000); software to support electronic paramedic patient forms from Digital EMS Solutions (\$7,500); Software to support dispatch mobile computer terminals in fire apparatus (ESO Solutions \$3,000); and software to support the electronic fuel pumps for fire apparatus from EJ Ward (\$500). (Total \$265,000)

8183 Contract Services – San Marino

Provides funds for comprehensive shared Fire Command Staff of one (1) shared Division Chief and associated equipment with the City of San Marino, (\$85,000); training platform to support the shared agreement, (Target Solutions \$5,000). (Total \$90,000)

8200 Training Expense

Provides funds for mandated and specialized training necessary for the maintenance of technical firefighting, rescue skills, and paramedic recertification. Includes training for Department managers and supervisors in leadership and safety compliance issues. (\$7,000); use of multi-agency Training Tower (\$5,000). (Total \$12,000)

			Actual	Actual	Actual	Adopted	Estimated	Adopted
Acct	Tsk	Account Title	2020/21	2021/22	2022/23	2023/24	2023/24	2024/25
8020	000	Special Department Expense	31,932	46,904	32,248	29,500	29,000	30,000
8180	000	Contract Services	-	-	7,500	25,500	25,500	15,000
<OPERATIONS & MAINTENANCE>			31,932	46,904	39,748	55,000	54,500	45,000
[101-5012] Emergency Preparedness Total			31,932	46,904	39,748	55,000	54,500	45,000

OPERATIONS & MAINTENANCE8020 Special Department Expense

Provides funds for operational items such as EOC supplies and operations and disaster preparedness supplies (Direct TV \$1,500, Satellite phones \$2,000), EOC training for Department Directors and supplies to support EOC functionality (\$3,500); Black Board Connect Mass Communication System (Blackboard Connect \$18,000); supplies and equipment to support the City's Community Emergency Response Team (\$5,000). Total (\$30,000).

8180 Contract Services

Provides funds for managing hazardous vegetation on City owned vacant properties (\$15,000). Total (\$15,000).



PUBLIC WORKS DEPARTMENT FISCAL YEAR 2024-25 BUDGET SNAPSHOT

OVERVIEW

The Public Works department is pleased to submit the Fiscal Year 24-25 budget proposal. The Public Works Department is comprised of five divisions: the Transportation Division, the Engineering Division, the Operations & Maintenance Division, the Environmental Services & Sustainability Division, and the Water Division.

The Transportation Division is responsible for:

- Planning transportation projects and organizing community input on project planning.
- Interagency Coordination related to transportation matters (METRO, Arroyo Verdugo Communities Joint Powers Authority, San Gabriel Valley Council of Governments, Federal Highway Administration, Caltrans, LA County, and neighboring jurisdictions).
- Transportation programs and traffic operations, including active transportation, Intelligent Transportation Systems, and transit.
- Supporting the Mobility and Transportation Infrastructure Commission.

The Engineering Division is responsible for:

- Coordination with LA County and neighboring jurisdictions related to engineering or public right-of-way matters.
- Capital Improvement Projects, including design, plan review, construction management, and inspections.
- Private Developments, plan reviews, right of way improvements' inspections, traffic, and environmental impact studies.
- Issuance of right of way encroachment permits.
- Supporting the Public Works Commission.
- Utility Coordination.

The Operations & Maintenance Division is responsible for:

- Parks Maintenance and Urban Forest Management.
- Facilities Maintenance and Building Management.
- Maintenance and operation of traffic signals, street lights, and pedestrian crossing devices.

- Street, sidewalk, curb, and gutter maintenance.
- Traffic control setup for special City events.
- Storm drain and sewer system maintenance.

The Environmental Services & Sustainability Division is responsible for:

- Compliance of state mandates involving waste (including, but not limited to, AB1594, SB1383, AB1826, AB2048, AB827, AB939, etc.), water conservation (implementation of drought restrictions), emissions reductions (AB32, etc.), etc.
- Management of City's waste hauling and recycling contracts and services.
- Development, implementation, and management of water conservation programs including, but not limited to, rebates, assessments, workshops, education, and outreach.
- Coordination of sustainability events including, but not limited to, Earth Day events, Compost and Mulch Giveaways, Community Workshops/Meetings, etc.
- Working with City non-profit organizations to promote sustainability in the community and provide sustainability education.
- Working with regional and state organizations such as San Gabriel Valley Council of Governments, San Gabriel Valley Mosquito and Vector Control District, Upper San Gabriel Valley Municipal Water District, Metropolitan Water District, California Department of Resources Recycling and Recovery (CalRecycle), Clean Power Alliance, and others.
- Implementation of the City's Green Action Plan (Green Plan) and Climate Action Plan (CAP) including, but not limited to, building electrification, plastics reduction, energy efficiency, leaf blower restriction, and carbon sequestration measures.
- National Pollutant Discharge Elimination System (NPDES) Municipal Separate Storm Sewer System (MS4) stormwater compliance.
- Supporting the Natural Resources & Environmental Commission.

The Water Division is responsible for:

- Water production, treatment, and distribution, delivering of safe, clean water to over 6,200 connections.
- Water infrastructure maintenance consisting of eight water storage tanks, six pump stations, and approximately 80 miles of pipelines.
- Water resources planning and coordination for short and long-term reliable water supplies.

Notable Changes - Wages and Benefits

- Increases in Wages and Benefits due to cost-of-living increases and increases in retirement and health insurance. Through the last fiscal year, several positions were created or budgeted from authorized positions, including a Principal Engineer, Management Analyst focused on Water Conservation, and a Water Operations Supervisor.

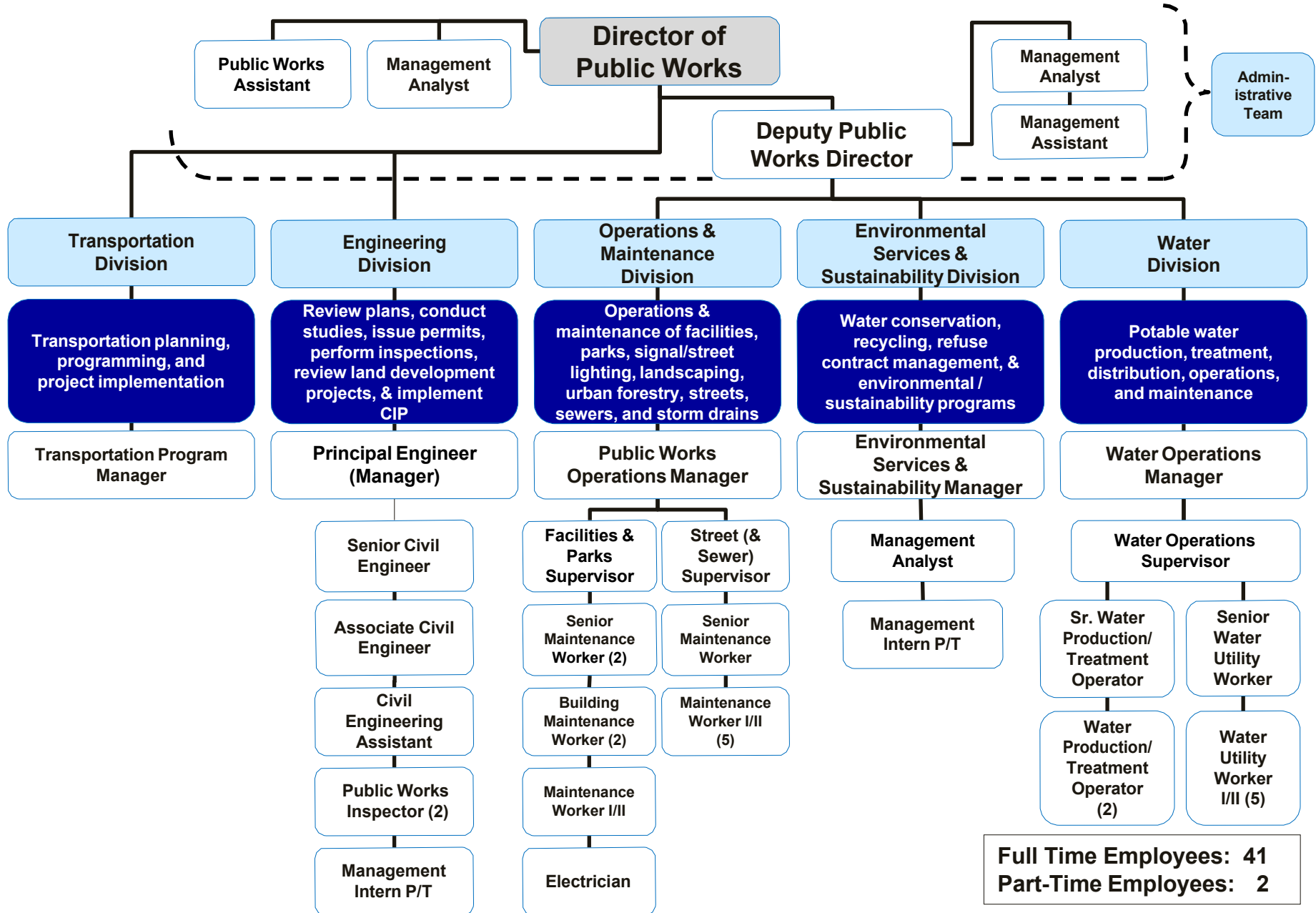
Notable Changes - Operating Budget

- Representing Transportation as its own division outside of Engineering.
- Necessary adjustments to energy costs such as fuel and utilities, and regulatory permit costs – attributing to eligible special funds where applicable.
- Continuing negotiated fixed 3-year rates for urban forest and landscape maintenance.
- Reduction in General Fund services related to finalizing Athens services and contract update, concluding current Residential Slow Street Implementation and completing 2023-2024 Pavement Condition Survey.
Organizing parks maintenance budget and showing bee removal as a line item.
Increases for pest, rodent, and insect control.
- Adjustments to Water budget for maintenance of aging vehicles and equipment, replacement of vehicles, backflow device testing and repair.

Capital Outlay

- Street Maintenance - Operations & Maintenance Division utility truck.
- Street Maintenance - Asphalt repair vehicle.
- Water Distribution - Water Division Vehicles, forklift, and compressor.
- Water Production - Valve Truck for preventative maintenance valve exercise program.
- Water Production – Supervisory Control and Data Acquisition (SCADA) computer equipment.
- Water Efficiency - Vehicle refurbishment for environmental conservation promotion.

Public Works Department



	Actual	Actual	Actual	Adopted	Estimated	Adopted
EXPENDITURE SUMMARY	2020/21	2021/22	2022/23	2023/24	2023/24	2024/25
Wages & Benefits	3,785,885	4,005,277	3,998,445	5,293,365	4,390,564	5,411,214
Operations & Maintenance	4,649,429	6,303,546	6,603,378	11,679,653	9,012,154	11,618,276
Capital Outlay	196,125	34,302	-	857,000	-	1,010,734
Other Expenses	-	-	-	-	-	-
Total Expenses by Category	8,631,439	10,343,125	10,601,822	17,830,018	13,402,718	18,040,224
[101-6011] PW Admin & Engineering	618,493	572,717	678,021	1,243,249	1,069,617	765,441
[101-6015] Environmental Services	653	55,009	144,438	207,480	115,031	288,355
[101-6410] Park Maintenance	476,793	581,680	539,630	975,901	932,284	1,067,973
[101-6601] Facilities Maintenance	826,985	901,702	974,407	1,344,778	1,167,024	1,525,786
[105-6011] PW Admin & Engineering	-	-	-	-	-	-
[206-6011] PW Admin & Engineering	-	-	-	-	-	-
[207-6011] PW Admin & Engineering	40,199	62,240	-	-	30,000	-
[210-6501] Sewer Operations	575,992	830,975	897,479	1,240,680	872,921	1,366,836
[210-9990] Unfunded Liabilities	-	-	-	-	-	-
[210-9997] Unfunded Liabilities	-	-	-	-	-	-
[215-6115] Traffic Signals	162,424	276,512	304,529	401,000	374,436	412,500
[215-6118] Sidewalk Maintenance	-	-	-	-	-	-
[215-6201] Street Lighting	191,600	297,921	280,739	403,438	343,371	403,203
[215-6310] Street Trees	525,457	638,121	638,838	758,744	731,961	734,950
[215-6416] Median Strips	51,718	56,495	37,674	152,500	152,500	152,500
[218-2270] Clean Air Act	35,924	-	-	-	-	-
[230-6116] Street Maintenance	583,237	613,262	749,673	1,348,761	909,287	1,230,905
[232-6417] Prop "A" Park Maintenance	27,957	54,329	46,543	118,000	44,600	103,500
[233-6011] PW Admin & Engineering	-	-	21,020	128,472	244,953	104,342
[236-6011] PW Admin & Engineering	25,185	-	39,410	228,472	464,481	272,209
[238-6501] Sewer Operations	-	-	-	-	-	-
[239-6011] PW Admin & Engineering	42,555	94,695	154,695	313,138	209,180	238,404
[248-6011] PW Admin & Engineering	-	-	-	-	-	-
[249-6011] PW Admin & Engineering	10,745	301,052	90,033	-	-	-
[247-6011] PW Admin & Engineering	-	-	-	45,000	-	-
[277-6011] PW Admin & Engineering	-	-	-	-	-	-
[310-6501] Sewer Operations	0	-	-	-	-	-
[500-6710] Water Distribution	1,159,330	1,839,847	1,947,510	3,410,433	2,811,509	3,540,599
[500-6711] Water Production	3,142,676	3,006,811	2,880,202	5,145,531	2,712,735	5,496,601
[500-9990] Unfunded Liabilities	-	-	-	-	-	-
[503-6713] Water Efficiency	133,516	159,756	176,983	364,442	216,829	336,121
Total Expenses by Program	8,631,439	10,343,125	10,601,822	17,830,018	13,402,718	18,040,224

Acct	Tsk	Account Title	Actual 2020/21	Actual 2021/22	Actual 2022/23	Adopted 2023/24	Estimated 2023/24	Adopted 2024/25
7000	000	Salaries - Permanent	281,814	188,755	309,331	479,259	399,485	353,986
7010	000	Salaries - Temp / Part	19,665	17,651	12,983	31,247	4,328	2,313
7020	000	Overtime	2,637	3,829	3,125	-	1,783	1,800
7040	000	Holiday	13,506	4,970	-	-	218	114
7070	000	Leave Buyback	-	-	-	3,919	-	3,919
7100	000	Retirement	62,484	142,928	74,822	50,837	42,936	37,463
7100	010	CalPERS UAL			-	71,623	72,265	55,681
7108	000	Deferred Compensation	8,684	(7,481)	2,298	4,793	4,137	3,540
7110	000	Workers Compensation	4,018	2,914	3,932	6,120	4,973	3,963
7120	000	Disability Insurance	12,937	12,372	3,391	-	18,840	-
7122	000	Unemployment Insurance	-	-	-	-	-	-
7130	000	Group Health Insurance	31,470	18,888	29,136	68,466	46,655	40,927
7140	000	Vision Insurance	757	507	623	983	786	579
7150	000	Dental Insurance	2,831	1,891	2,433	3,908	3,165	2,146
7160	000	Life Insurance	344	253	324	455	378	300
7170	000	FICA - Medicare	4,692	4,492	5,302	9,340	6,269	5,310
<WAGES & BENEFITS>			445,841	391,969	447,702	730,949	606,217	512,041
8000	000	Office Supplies	1,147	2,543	3,201	3,000	3,000	3,000
8010	000	Postage	617	975	705	2,000	1,000	2,000
8020	000	Special Department Expense	23,082	30,689	63,781	31,000	15,800	25,000
8040	000	Advertising	98	8,031	3,727	2,000	1,500	2,000
8050	000	Printing/Duplicating	4,517	3,572	465	7,500	6,000	7,500
8060	000	Dues & Memberships	847	-	706	4,400	2,400	3,700
8090	000	Conference & Meeting Expense	25	-	827	3,700	3,700	3,700
8100	000	Vehicle Maintenance	1,640	3,137	2,000	2,000	1,000	1,000
8105	000	Fuel	-	-	45,404	3,000	2,000	2,000
8110	000	Equipment Maintenance	-	-	-	-	-	-
8134	000	Safety Clothing/Equipment	-	-	836	1,500	1,500	1,500
8170	000	Professional Services	139,386	131,801	107,867	400,000	400,000	175,000
8180	000	Contract Services	1,294	-	-	50,000	25,000	25,000
8200	000	Training Expense	-	-	799	2,200	500	2,000
8300	000	Lease Payment	-	-	-	-	-	-
<OPERATIONS & MAINTENANCE>			172,652	180,747	230,319	512,300	463,400	253,400
[101-6011] PW Admin & Engineering Total			618,493	572,717	678,021	1,243,249	1,069,617	765,441

Budget Detail	PUBLIC WORKS ADMINISTRATION	101-6011
----------------------	------------------------------------	-----------------

PERSONNEL SERVICES

- 7000 Salaries – Regular Employees
Provides the partial compensation for Engineering Division & Administrative Staff. Refer to the Appendix for a detailed allocation list.
- 7010 Salaries – Part-Time
Provides partial compensation for seasonal and other non-salaried part-time employees.
- 7020 Overtime
Covers the cost of overtime for non-management staff attending commission meetings and, as authorized, official City events outside of regular office hours.
- 7070 Leave Buyback
Funds to employees who opt to sell back hours of their leave balances.

OPERATIONS & MAINTENANCE

- 8000 Office Supplies
Funds department office supplies. (Total \$3,000)
- 8010 Postage
Funds City mailings and overnight deliveries. (Total \$2,000)
- 8020 Department Expense
Provides funds for Public Works Engineering supplies and services including county assessor maps, and data updates (\$4,000), expenditures related to promotional materials, event supplies, or other materials (\$1,000), annual software subscriptions (\$15,000), LA County Recorder recording fees (\$1,000), Other Regulatory Fees (\$4,000). (Total \$25,000)
- 8040 Advertising
Provides funds for advertising of legal notices, recruitment postings, and notices of various City activities. (Total \$2,000)
- 8050 Printing and Duplication
Provides funds for the printing and duplication of materials, utility bill inserts, business cards, reprographic costs for oversized maps and plans,

and costs for duplications of plans and specifications for bidding purposes. (Total \$7,500)

8060 Dues, Memberships, Subscriptions, and Books

Provides funds for membership fees, dues, subscriptions, and publications of professional organizations such as the American Society of Civil Engineers (ASCE) (\$2,100) and the American Public Works Association (APWA) (\$1,600). (Total \$3,700)

8090 Conference and Meeting Expense

Provides funds for conference registration and meeting expenses. (Total \$3,700)

8100 Vehicle Maintenance and Operations

Provides funds for operating vehicles including routine maintenance services, smog certifications, and repairs. (Total \$1,000)

8105 Fuel

Provides funds for operational fuel expenses. (Total \$2,000)

8134 Safety Clothing/Equipment

Provides for the purchase of safety equipment including but not limited to safety boots (\$750), and first-aid supplies (\$750). (Total \$1,500)

8170 Professional Services

Professional on-call engineering services (\$170,000) , Geographic Information System (GIS) maintenance services (\$5,000). (Total \$175,000)

8180 Contract Services

Contract Services for Engineering Program Implementation. (Total \$25,000)

8200 Training Expense

Provides funds for training seminars, materials, and job-related training sessions for engineers, inspectors, and administrative staff, as well as books and manuals. (Total \$2,000)

Acct	Tsk	Account Title	Actual 2020/21	Actual 2021/22	Actual 2022/23	Adopted 2023/24	Estimated 2023/24	Adopted 2024/25
7000	000	Salaries - Permanent	-	(3,029)	35,369	56,167	41,607	134,835
7010	000	Salaries - Temp / Part	-	-	1,667	-	99	-
7020	000	Overtime	-	-	394	-	164	-
7070	000	Leave Buyback	-	-	-	980	-	980
7100	000	Retirement	-	49	16,252	6,249	4,864	12,776
7100	010	CalPERS UAL	-	-	-	10,002	10,092	11,486
7108	000	Deferred Compensation	-	4	350	562	411	1,348
7110	000	Workers Compensation	-	5	419	610	433	1,731
7120	000	Disability Insurance	-	-	-	-	-	-
7130	000	Group Health Insurance	-	-	1,916	7,914	3,423	23,331
7140	000	Vision Insurance	-	-	60	112	65	204
7150	000	Dental Insurance	-	-	222	421	244	990
7160	000	Life Insurance	-	-	28	50	31	119
7170	000	FICA - Medicare	-	6	565	814	600	1,955
<WAGES & BENEFITS>			-	(2,965)	57,242	83,880	62,031	189,755
8010	000	Postage	-	-	4,141	5,000	1,000	5,000
8020	000	Special Department Expense	421	57,765	876	25,000	5,000	15,000
8040	000	Advertising	-	-	1,590	3,000	3,000	3,000
8050	000	Printing/Duplicating	-	-	10,897	15,000	15,000	15,000
8060	000	Dues & Memberships	-	-	-	-	-	-
8090	000	Conference & Meeting Expense	-	-	29	600	-	600
8140	000	Utilities	232	209	147	-	-	-
8170	000	Professional Services	-	-	69,515	75,000	29,000	60,000
8172	000	Professional Svcs. - Oil Recycling	-	-	-	-	-	-
8180	000	Contract Services	-	-	-	-	-	-
<OPERATIONS & MAINTENANCE>			653	57,974	87,196	123,600	53,000	98,600
8500	000	Building & Improvements	-	-	-	-	-	-
<CAPITAL OUTLAY>			-	-	-	-	-	-
[101-6015] Environmental Services Total			653	55,009	144,438	207,480	115,031	288,355

PERSONNEL SERVICES

- 7000 Salaries – Regular Employees
Provides the partial compensation for the Environmental Services & Sustainability Division & Administrative Staff. Refer to the Appendix for a detailed allocation list.
- 7010 Salaries – Part-Time
Provides partial compensation for seasonal and other non-salaried part-time employees.
- 7020 Overtime
Covers the cost of overtime for non-management staff attending commission meetings and, as authorized, official City events outside of regular office hours.
- 7070 Leave Buyback
Provides funds to employees who opt to sell back hours of their leave balances.

OPERATIONS & MAINTENANCE

- 8010 Postage
Funds postal related expenses for environmental newsletters and documents. (Total \$5,000)
- 8020 Department Expense
Funds supplies and materials related to the implementation of the Green Action Plan, Climate Action Plan, and Environmental/Sustainability programs. (Total \$15,000)
- 8040 Advertising
Funds Newspaper advertisement for environmental/sustainability notifications and events. (Total \$3,000)
- 8050 Printing and Duplication
Funds expenditures related to printing, document production, flyers, bill inserts, door hangers, custom items, and other media, marketing, or materials. (Total \$15,000)
- 8090 Conference and Meeting Expense

Funds for conference registration and meeting expenses. (Total \$600)

8170 Professional Services

Funds the professional environmental & sustainability services and studies related to the Climate Action Plan and Green Action Plan, and state, county, and local mandates such as Organic Waste Recycling requirements. (Total \$60,000)

Acct	Tsk	Account Title	Actual 2020/21	Actual 2021/22	Actual 2022/23	Adopted 2023/24	Estimated 2023/24	Adopted 2024/25
7000	000	Salaries - Permanent	105,806	120,337	108,417	101,744	78,531	178,908
7020	000	Overtime	2,695	1,673	2,814	-	2,130	2,167
7040	000	Holiday	5,514	2,967	-	2,902	341	2,393
7055	000	IOD - Non Safety	-	-	-	-	-	-
7070	000	Leave Buyback	-	-	-	1,539	-	1,539
7100	000	Retirement	22,940	53,745	37,157	10,992	8,783	18,716
7100	010	CalPERS UAL	-	-	-	16,478	16,626	26,719
7108	000	Deferred Compensation	4,941	(1,973)	888	1,013	786	1,784
7110	000	Workers Compensation	3,948	3,365	2,472	3,472	2,556	6,205
7120	000	Disability Insurance	1,794	-	1,311	-	-	-
7130	000	Group Health Insurance	15,228	11,177	12,820	26,874	13,014	29,118
7140	000	Vision Insurance	324	299	268	330	212	408
7150	000	Dental Insurance	1,213	1,118	1,002	1,234	782	1,499
7160	000	Life Insurance	137	132	121	149	99	223
7170	000	FICA - Medicare	1,746	1,764	1,667	1,475	1,116	2,594
<WAGES & BENEFITS>			166,287	194,602	168,936	168,201	124,978	272,273
8000	000	Office Supplies	454	498	660	1,000	1,855	1,000
8020	000	Special Department Expense	15,261	14,548	26,134	56,200	43,200	56,200
8070	000	Mileage/Auto Allowance	-	-	86	500	350	500
8100	000	Vehicle Maintenance	1,032	1,500	1,500	7,000	6,500	7,000
8110	000	Equipment Maintenance	773	922	797	5,000	4,000	5,000
8140	000	Utilities	46,052	56,477	44,329	50,000	50,000	55,000
8170	000	Professional Services	-	10,000	15,041	15,000	15,000	15,000
8180	000	Contract Services	238,938	294,470	268,213	651,000	665,701	634,000
8200	000	Training Expense	34	-	389	2,000	700	2,000
8262	000	Graffiti Removal	7,962	8,664	12,711	20,000	20,000	20,000
8229	000	Taxes	-	-	834	-	-	-
<OPERATIONS & MAINTENANCE>			310,506	387,078	370,694	807,700	807,306	795,700
[101-6410] Park Maintenance Total			476,793	581,680	539,630	975,901	932,284	1,067,973

PERSONNEL SERVICES

- 7000 Salaries – Regular Employees
Provides partial compensation for Operations & Maintenance Division related to Parks Maintenance & Administrative Staff. Refer to the Appendix for a detailed allocation list.
- 7010 Salaries – Part-Time
Provides partial compensation for seasonal and other non-salaried part-time employees.
- 7020 Overtime
Covers the cost of overtime for non-management staff performing emergency call outs and attending commission meetings.
- 7070 Leave Buyback
Provides funds to employees who opt to sell back hours of their leave balances.

OPERATIONS & MAINTENANCE

- 8000 Office Supplies
Funds department office supplies and expenses. (Total \$1,000)
- 8020 Special Department Expense
Provides for special division supplies and materials including irrigation controllers and sprinklers, fertilizer, and park maintenance supplies (\$35,000), breakroom supplies (\$200), Park repairs including fences, barriers, posts, gates, signs, and other equipment (\$20,000), and office workstation equipment (\$1,000). (Total \$56,200)
- 8070 Mileage/Auto Allowance
Funds reimbursement funds for street maintenance related call outs. (Total \$500)
- 8100 Vehicle Maintenance
Provides funds for operational costs for parks vehicles including smog certifications, routine maintenance, and inspection services. (Total \$7,000)
- 8110 Equipment Maintenance
Provides funds for the repair and maintenance of equipment including

trencher, power washer, chainsaw, forklift, and other Parks equipment. (\$5,000).

8140 Utilities

Provides funds for electrical service by Southern California Edison to City park facilities (\$50,000), and Southern California Gas (\$5,000). (Total \$55,000)

8170 Professional Services

Provides funds for landscape architects, arborists, and other professional services related to the maintenance of the City parks and the equipment located at the parks, including soil and tissue sampling, arborist reports, and sports field consulting. (Total \$15,000)

8180 Contract Services

Provides funds for partial cost of landscape contracted services to maintain the parks, City owned parcels, and playing fields, and including irrigation system repairs (\$500,000). Also provides funds for gopher abatement (\$20,000), the rental of an extended boom truck to access field lighting (\$5,000), supplemental tree trimming and replacement (\$50,000), sanitary scheduled cleaning for public park restrooms (\$24,000), additional labor for supplementary maintenance services (\$25,000), and humane bee removal from City property (\$10,000). (Total \$634,000)

8200 Training Expense

Provides funds for training seminars, materials, and job-related training sessions for employees, as well as books and manuals (\$500), as well as safety and OSHA related training expenses (\$1,500). (Total \$2,000)

8262 Graffiti Removal

Funds for graffiti removal contract services. (Total \$20,000)

Acct	Tsk	Account Title	Actual 2020/21	Actual 2021/22	Actual 2022/23	Adopted 2023/24	Estimated 2023/24	Adopted 2024/25
7000	000	Salaries - Permanent	268,674	228,575	185,282	297,244	241,068	379,466
7020	000	Overtime	8,175	14,132	16,325	-	14,819	15,000
7040	000	Holiday	13,740	8,135	704	7,938	476	6,450
7070	000	Leave Buyback	-	7,855	-	575	-	575
7100	000	Retirement	58,920	144,472	56,108	29,605	22,367	39,287
7100	010	CalPERS UAL	-	-	-	34,424	34,732	54,006
7108	000	Deferred Compensation	9,900	(7,233)	1,135	2,952	2,523	3,790
7110	000	Workers Compensation	12,079	11,798	7,735	11,568	8,587	14,376
7120	000	Disability Insurance	8,995	26,569	1,311	-	-	-
7130	000	Group Health Insurance	46,089	34,082	36,831	83,376	49,314	71,988
7140	000	Vision Insurance	819	744	553	943	719	944
7150	000	Dental Insurance	3,061	2,779	2,071	3,532	2,660	3,473
7160	000	Life Insurance	387	351	239	411	320	480
7170	000	FICA - Medicare	4,178	4,082	2,957	4,310	3,483	5,551
<WAGES & BENEFITS>			435,018	476,339	311,251	476,878	381,069	595,386
8000	000	Office Supplies	1,309	868	1,165	1,500	1,100	1,500
8020	000	Special Department Expense	38,782	30,691	47,086	32,000	36,980	37,600
8060	000	Dues & Memberships	-	-	-	700	300	700
8070	000	Mileage/Auto Allowance	-	-	137	700	200	600
8100	000	Vehicle Maintenance	1,605	4,593	10,500	12,000	12,000	12,000
8105	000	Fuel	-	-	-	15,000	8,000	10,000
8110	000	Equipment Maintenance	27	-	-	4,000	3,000	4,000
8120	000	Building Maintenance	50,248	21,954	140,692	197,000	129,500	197,000
8130	000	Small Tools	663	210	-	3,000	1,500	3,000
8132	000	Uniform Expense/Cleaning	1,202	883	1,416	3,500	3,500	5,000
8134	000	Safety Clothing/Equipment	1,685	473	1,999	40,000	38,875	40,500
8140	000	Utilities	167,144	197,848	236,772	247,000	242,000	275,000
8180	000	Contract Services	129,302	167,843	222,894	308,000	308,000	342,000
8200	000	Training Expense	-	-	493	1,500	1,000	1,500
<OPERATIONS & MAINTENANCE>			391,968	425,362	663,155	865,900	785,955	930,400
8520	000	Machinery & Equipment	-	-	-	-	-	-
8530	000	Computer Equipment	-	-	-	2,000	-	-
<CAPITAL OUTLAY>			-	-	-	2,000	-	-
[101-6601] Facilities Maintenance Total			826,985	901,702	974,407	1,344,778	1,167,024	1,525,786

Budget Detail	FACILITIES MAINTENANCE	101-6601
---------------	-------------------------------	-----------------

PERSONNEL SERVICES

- 7000 Salaries – Regular Employees
Provides partial compensation for Operations & Maintenance Division related to Facilities Maintenance & Administrative Staff.
Refer to the Appendix for a detailed allocation list.
- 7010 Salaries – Part-Time
Provides partial compensation for seasonal and other non-salaried part-time employees.
- 7020 Overtime
Funds the cost of overtime for non-management staff performing emergency call outs after hours.
- 7070 Leave Buyback
Funds employees who opt to sell back hours of their leave balances.

OPERATIONS & MAINTENANCE

- 8000 Office Supplies
Funds department office supplies and expenses. (Total \$1,500)
- 8020 Special Department Expense
Provides for special department supplies expenses, including AQMD fees and fuel tank related fees for compliance (\$13,500), breakroom supplies (\$300), and other expenses for City facilities maintenance and repair supplies and services (\$23,800). (Total \$37,600)
- 8060 Dues/Memberships/Subscriptions
Provides funds for membership fees, dues, subscriptions and publications to professional organizations. (\$700).
- 8070 Mileage/Auto Allowance
Provides reimbursement funds for street maintenance related call outs. (Total \$600)
- 8100 Vehicle Maintenance and Operations
Provides funds for operational costs for oil, tires, batteries, parts, repairs and routine maintenance, smog certification, and other inspections for the building maintenance worker's vehicles. (Total \$12,000)

- 8105 Fuel
Funds for operational fuel expenses. (Total \$10,000)
- 8110 Equipment Maintenance
Provides funds for repair and maintenance of City owned equipment including forklift and power washer. (Total \$4,000)
- 8120 Building Maintenance
Provides for building maintenance services and supplies. Maintenance and repair of air conditioning HVAC system (\$100,000), elevator maintenance and repair (\$18,000), Door and gate repairs, maintenance, locks/keys, and part replacements (\$11,000), generator maintenance (\$10,000), supplies including construction supplies, hardware, electrical/plumbing supplies, and parts (\$40,000), Citywide fire alarm inspections and maintenance (\$9,000), and urgent Facilities maintenance, repair, and restoration service response (\$9,000). (Total \$197,000)
- 8130 Small Tools
Funds replacement or purchase of worn or damaged hand and power tools. (Total \$3,000)
- 8132 Uniform Expenses
Provides for the purchasing of Uniforms, all functional City apparel and cleaning services. (Total \$5,000)
- 8134 Safety Equipment & Supplies
Provides for the purchase of safety equipment and supplies such as safety boots (\$2,000), First Aid wall units, rental and monthly check (\$3,000), Eye Wash Stations maintenance including plum stations (\$9,700), City wide Fire Extinguisher monthly inspection (\$25,000), weather/rain and other necessary safety gear for staff (\$800). (Total \$40,500)
- 8140 Utilities
Provides funds for electrical service by Southern California Edison to City facilities (\$250,000) and Southern California Gas (\$25,000) (Total \$275,000).
- 8180 Contract Services
City wide Janitorial services for City buildings including twice a week day porter service (\$200,000), CNG Station maintenance and repairs (\$17,000), underground storage tank (UST) inspections, cleaning, and repair (\$25,000), sump system maintenance and repair services (\$2,500), contracted maintenance and repairs (\$46,000), City Facility security systems (\$10,000), pest, rodent, and insect control services (\$35,000), additional labor for supplementary maintenance services (\$6,500). (Total \$342,000)

8200 Training Expenses

Provides funds for training seminars, materials, and job-related training sessions for employees as well as third party training expenses. (Total \$1,500)

Acct	Tsk	Account Title	Actual 2020/21	Actual 2021/22	Actual 2022/23	Adopted 2023/24	Estimated 2023/24	Adopted 2024/25
7000	000	Salaries - Permanent	280,629	233,342	346,964	404,442	318,295	476,533
7010	000	Salaries - Temp / Part	7,599	-	3,334	-	198	3,120
7020	000	Overtime	3,917	3,839	10,675	-	9,117	9,000
7040	000	Holiday	9,742	5,612	118	5,860	1,057	4,910
7055	000	IOD - Non-Safety	-	-	2,595	-	3,125	-
7070	000	Leave Buyback	-	1,736	1,371	7,361	-	7,361
7100	000	Retirement	59,317	146,625	81,601	40,855	32,410	48,461
7100	010	CalPERS UAL	-	-	-	50,013	50,461	62,125
7108	000	Deferred Compensation	10,138	(11,059)	2,403	4,022	3,366	4,746
7110	000	Workers Compensation	8,497	7,974	9,084	8,324	6,982	11,191
7120	000	Disability Insurance	2,985	3,093	2,621	-	12,560	-
7130	000	Group Health Insurance	33,812	22,457	31,009	55,629	33,398	57,770
7131	000	Retiree Health Insurance	-	-	-	-	-	-
7140	000	Vision Insurance	630	588	729	851	658	923
7150	000	Dental Insurance	2,341	2,081	2,557	3,118	2,354	3,230
7160	000	Life Insurance	320	302	378	419	335	490
7170	000	FICA - Medicare	4,238	3,875	5,390	5,864	4,844	7,161
<WAGES & BENEFITS>			424,165	420,465	500,829	586,758	479,161	697,022
8000	000	Office Supplies	864	605	782	1,000	1,000	1,000
8010	000	Postage	-	-	-	-	-	-
8020	000	Special Department Expense	21,477	60,791	23,602	34,300	15,000	34,600
8050	000	Printing/Duplicating	-	-	-	500	200	500
8060	000	Dues & Memberships	-	-	886	1,800	600	1,800
8070	000	Mileage/Auto Allowance	-	-	101	1,000	300	500
8090	000	Conference & Meeting Expense	-	-	-	800	-	800
8100	000	Vehicle Maintenance	4,584	3,411	983	26,000	13,000	26,000
8105	000	Fuel	-	-	376	15,000	12,000	15,000
8110	000	Equipment Maintenance	27	-	16,296	27,000	27,000	27,000
8120	000	Building Maintenance	-	316	350	5,000	-	5,000
8130	000	Small Tools	-	-	4,819	21,500	18,000	21,500
8132	000	Uniform Expense/Cleaning	970	567	852	3,500	3,500	3,500
8134	000	Safety Clothing/Equipment	495	473	1,290	3,500	2,450	3,500
8140	000	Utilities	-	-	-	2,000	-	2,000
8170	000	Professional Services	6,431	17,661	76,901	100,000	17,835	89,948
8180	000	Contract Services	-	77,332	-	140,000	21,000	135,000
8191	000	Liability & Surety Bonds	(30,000)	180,000	200,000	200,000	261,575	232,144
8200	000	Training Expense	332	332	389	2,000	300	1,000
8400	000	Overhead Allocation	69,522	69,022	69,022	69,022	-	69,022
<OPERATIONS & MAINTENANCE>			74,703	410,511	396,651	653,922	393,760	669,814
8520	000	Machinery & Equipment	77,123	-	-	-	-	-
8540	000	Automotive Equipment	-	-	-	-	-	-
<CAPITAL OUTLAY>			77,123	-	-	-	-	-
[210-6501] Sewer Operations Total			575,992	830,975	897,479	1,240,680	872,921	1,366,836

PERSONNEL SERVICES

- 7000 Salaries – Regular Employees
Provides partial compensation for Operations & Maintenance Division related to Sewer Maintenance, Engineering, & Administrative as well as indirect cost allocations to Finance, Management Services, and City Manager's Office Staff. Refer to the Appendix for a detailed allocation list. Additional 5% incentive obtaining California Water Environment Association certification.
- 7010 Salaries – Part-Time
Funds partial compensation for seasonal and other non-salaried part-time employees.
- 7020 Overtime
Funds overtime pay for after-hours emergency response to sewer main stoppages and repairs.
- 7070 Leave Buyback
Funds employees who opt to sell back hours of their leave balances.

OPERATIONS & MAINTENANCE

- 8000 Office Supplies
Funds for department office supplies. (Total \$1,000)
- 8020 Special Department Expense
Provides for special department supplies including fittings, jetting nozzles, manhole covers, sewer reel hoses, and other materials (\$28,300), State Water Quality Control Board Sanitary Sewer Overflow Program fee (\$3,800), and sewer related supplies and division expenses (\$2,500). (Total \$34,600)
- 8050 Printing/Duplicating
To provide funds for the printing and duplication of sewer related materials. (Total \$500)
- 8060 Dues/Memberships/Subscriptions
Provides for membership to the California Water Environmental Association for division staff members. (Total \$1,800)

- 8070 Mileage/Auto Allowance
Provides reimbursement funds for sewer maintenance related call outs.
(Total \$500)
- 8090 Conference & Meeting Expense
Provides funds for conference registration and meeting expenses related to sewer related matters. (Total \$800)
- 8100 Vehicle Maintenance
Provides funds for operational costs for oil, tires, batteries, parts, repairs, and routine maintenance and repairs of Sewer Division vehicles. (Total \$26,000)
- 8105 Fuel
Provides funds for operational fuel expenses. (Total \$15,000)
- 8110 Equipment Maintenance
Provides for repairs and maintenance of sewer related equipment including sewer main cleaning equipment, vactor truck, line video equipment, and compressor trailer. (Total \$27,000)
- 8120 Building Maintenance
Provides for maintenance of sewer division garage at the Service Facility.
(Total \$5,000).
- 8130 Small Tools
Funds replacement of worn or damaged hand and power tools. (Total \$21,500)
- 8132 Uniform Expenses
Provides for the purchase of Uniforms, all functional City apparel and cleaning services. (Total \$3,500)
- 8134 Safety Equipment & Supplies
Provides for the purchase of safety equipment and supplies, including safety vests, goggles, gloves, and other miscellaneous items (\$1,350), steel-toed boots (\$750), and First Aid equipment (\$1,400). (Total \$3,500)
- 8140 Utilities
Provides for the purchase of CNG gas for CNG fleet vehicles. (Total \$2,000)
- 8170 Professional Services
Fats, Oils and Grease (FOG) Inspection and Compliance Program (\$20,000). GIS system services (\$10,000), and wastewater rate study (\$40,000), and Financial consulting services (\$19,948). (Total \$89,948)

8180 Contract Services

Sewer main video, cleaning, spill containment services (\$95,000), Sewer Maintenance and repairs (\$20,000), and supplemental contacted labor (\$20,000). (Total \$135,000)

8191 Liability Insurance & Surety Bonds and Property

This account pays a share of the City's self-insured costs, which goes to the Insurance Fund 103. (Total \$232,144)

8200 Employee Training

Provides for training seminars and workshops related to sewer maintenance, including third party training. (Total \$1,000)

8400 Overhead Allocation

Funds for administrative services provided by the General Fund. (Total \$69,022)

			Actual	Actual	Actual	Adopted	Estimated	Adopted
Acct	Tsk	Account Title	2020/21	2021/22	2022/23	2023/24	2023/24	2024/25
8020	000	Special Department Expense	13,562	30,900	3,995	63,000	26,000	63,000
8140	000	Utilities	76,475	110,891	162,693	150,000	165,000	165,000
8180	000	Contract Services	72,387	118,798	137,841	158,000	183,436	184,500
		<OPERATIONS & MAINTENANCE>	162,424	260,590	304,529	371,000	374,436	412,500
8520	000	Machinery & Equipment	-	15,923	-	30,000	-	-
		<CAPITAL OUTLAY>	-	15,923	-	30,000	-	-
[215-6115] Traffic Signals Total			162,424	276,512	304,529	401,000	374,436	412,500

Budget Detail	TRAFFIC SIGNALS	215-6115
---------------	-----------------	----------

OPERATIONS & MAINTENANCE

8020 Department Supplies

Funds special and miscellaneous department supplies and services related to the City's traffic signals (\$8,000), traffic signal and pedestrian crossing system maintenance (\$30,000); and traffic signal system upgrades (\$25,000). (Total \$63,000)

8140 Electricity

Provides funds for electrical service by Southern California Edison for traffic signal operations. (Total \$165,000)

8180 Contract Services

Provides funds for the contract services related to monthly inspection, maintenance, and testing of the traffic signal system (\$135,000) and signal knockdown repairs (\$40,000). Cost sharing for traffic signal at Orange Grove and SR110 (\$7,000) and Orange Grove and Columbia (\$2,500). (Total \$184,500)

Acct	Tsk	Account Title	Actual 2020/21	Actual 2021/22	Actual 2022/23	Adopted 2023/24	Estimated 2023/24	Adopted 2024/25
7000	000	Salaries - Permanent	-	-	4,707	20,295	8,600	37,675
7020	000	Overtime	-	-	-	-	296	-
7040	000	Holiday	-	-	-	-	-	-
7055	000	IOD - Non Safety	-	-	-	-	-	-
7070	000	Leave Buyback	-	-	-	-	-	-
7100	000	Retirement	-	-	3,704	1,624	865	3,385
7100	010	CalPERS UAL	-	-	-	-	-	2,003
7108	000	Deferred Compensation	-	-	43	203	120	377
7110	000	Workers Compensation	-	-	52	722	346	1,542
7120	000	Disability Insurance	-	-	-	-	3,140	-
7130	000	Group Health Insurance	-	-	507	7,866	2,415	6,188
7140	000	Vision Insurance	-	-	8	84	30	72
7150	000	Dental Insurance	-	-	30	315	113	270
7160	000	Life Insurance	-	-	3	35	14	45
7170	000	FICA - Medicare	-	-	59	294	157	546
<WAGES & BENEFITS>			-	-	9,114	31,438	16,096	52,103
8000	000	Office Supplies	811	377	-	1,000	300	300
8020	000	Special Department Expense	18,848	22,008	16,307	65,500	41,729	63,300
8100	000	Vehicle Maintenance	2,128	1,091	7,500	7,500	7,500	7,500
8105	000	Fuel	-	-	-	7,500	4,000	5,000
8110	000	Equipment Maintenance	-	789	20,082	5,000	5,000	5,000
8130	000	Small Tools	-	-	537	1,500	1,500	1,500
8132	000	Uniform Expense/Cleaning	1,067	585	300	2,000	5,000	6,000
8134	000	Safety Clothing/Equipment	228	250	836	1,000	1,000	1,000
8140	000	Utilities	161,588	177,887	117,362	170,000	150,000	150,000
8170	000	Professional Services	6,930	4,934	8,700	10,000	10,000	10,000
8191	000	Liability & Surety Bonds	-	90,000	100,000	100,000	100,000	100,000
8200	000	Training Expense	-	-	-	1,000	1,246	1,500
<OPERATIONS & MAINTENANCE>			191,600	297,921	271,625	372,000	327,275	351,100
[215-6201] Street Lighting Total			191,600	297,921	280,739	403,438	343,371	403,203

PERSONNEL SERVICES

- 7000 Salaries – Regular Employees
Provides partial compensation for Operations & Maintenance Division related to Street Light Maintenance, Engineering, & Administrative Staff. Refer to the Appendix for a detailed allocation list.
- 7020 Overtime
Funds overtime pay for after-hours emergency response to facility issues, and attendance at commission meetings.
- 7070 Leave Buyback
Funds employees who opt to sell back hours of their leave balances.

OPERATIONS & MAINTENANCE

- 8000 Office Supplies
Funds department office supplies. (Total \$300)
- 8020 Special Department Expense
Provides for electric supplies, hardware, wiring, breakroom supplies, and LED Lighting (\$19,300), materials for signal knockdowns (\$20,000), street light maintenance (\$20,000), safety cones, stop signs and A-frames for traffic control assistance (\$4,000). (Total \$63,300)
- 8100 Vehicle Maintenance and Operations
Provides funds for operational costs for oil, tires, batteries, parts, repairs and routine maintenance for Street Lighting Division vehicles, and annual certification of the boom trucks. (Total \$7,500)
- 8105 Fuel
Funds operational fuel expenses. (Total \$5,000)
- 8110 Equipment Maintenance
Funds hydraulic repairs for boom truck and repair and maintenance of facilities equipment. (Total \$5,000)
- 8130 Small Tools
Funds replacement or purchase of worn or damaged hand and power tools. (Total \$1,500)
- 8132 Uniforms and Equipment
Provides for the purchase of Fire-Retardant Uniforms, and cleaning

services. (Total \$6,000)

8134 Safety Equipment & Supplies

Provides for the purchase of safety equipment and supplies including safety equipment Clothing, fire retardant city apparel. (Total \$1,000)

8140 Utilities

Provides funds for the energy costs by Southern California Edison for the City streetlights. (Total \$150,000)

8170 Professional Services

Annual assessment review for the Lighting and Landscaping Assessment District (LLAD). (Total \$10,000)

8191 Liability Insurance & Surety Bonds and Property

Funds a share of the City's self-insured costs, which goes to the Insurance Fund 103. (Total \$100,000)

8200 Training Expense

Funds training seminars and workshops related to street lighting systems. (Total \$1,500)

Acct	Tsk	Account Title	Actual 2020/21	Actual 2021/22	Actual 2022/23	Adopted 2023/24	Estimated 2023/24	Adopted 2024/25
7000	000	Salaries - Permanent	132,668	124,739	86,097	122,601	118,575	116,322
7020	000	Overtime	6,493	5,702	2,342	-	2,002	2,000
7040	000	Holiday	7,065	3,951	-	3,950	327	3,228
7055	000	IOD - Non Safety	-	-	-	-	-	-
7070	000	Leave Buyback	-	3,366	-	1,424	-	1,424
7100	000	Retirement	24,039	55,008	32,455	15,254	14,383	12,662
7100	010	CalPERS UAL	-	-	-	31,460	31,742	20,585
7108	000	Deferred Compensation	5,044	(4,904)	616	1,222	1,162	1,160
7110	000	Workers Compensation	5,728	4,876	2,466	3,519	2,969	3,900
7120	000	Disability Insurance	-	-	-	-	-	-
7130	000	Group Health Insurance	14,128	10,949	10,423	23,190	14,599	19,491
7140	000	Vision Insurance	376	344	242	376	300	266
7150	000	Dental Insurance	1,406	1,286	905	1,411	1,120	982
7160	000	Life Insurance	170	151	100	158	129	142
7170	000	FICA - Medicare	2,063	1,994	1,326	1,778	1,705	1,687
<WAGES & BENEFITS>			199,179	207,461	136,971	206,344	189,011	183,850
8000	000	Office Supplies	520	365	49	700	250	300
8020	000	Special Department Expense	3,812	11,646	6,835	24,800	24,800	24,800
8040	000	Advertising	-	-	-	200	-	200
8060	000	Dues & Memberships	185	-	-	400	1,350	1,500
8070	000	Mileage/Auto Allowance	-	-	60	500	500	500
8090	000	Conference & Meeting Expense	-	-	-	500	-	500
8100	000	Vehicle Maintenance	6,266	7,456	3,494	11,000	11,000	11,000
8105	000	Fuel	-	-	-	5,000	5,000	5,000
8110	000	Equipment Maintenance	1,267	1,968	1,339	6,000	1,500	6,000
8130	000	Small Tools	142	2,178	3,164	7,000	6,000	7,000
8132	000	Uniform Expense/Cleaning	970	666	539	3,500	3,500	3,500
8134	000	Safety Clothing/Equipment	615	1,338	1,230	4,500	3,550	4,500
8140	000	Utilities	-	-	-	2,000	-	-
8170	000	Professional Services	14,500	15,000	25,500	25,500	25,500	25,500
8180	000	Contract Services	230,000	230,171	299,653	300,000	300,000	300,000
8181	000	In-Lieu Tree Planting	10,000	10,000	10,000	10,000	10,000	10,000
8184	000	Annual Tree Planting	8,000	74,871	149,745	150,000	150,000	150,000
8200	000	Training Expense	-	-	259	800	-	800
9181	000	Removal/Replacement Tree Program	50,000	75,000	-	-	-	-
<OPERATIONS & MAINTENANCE>			326,278	430,661	501,867	552,400	542,950	551,100
[215-6310] Street Trees Total			525,457	638,121	638,838	758,744	731,961	734,950

PERSONNEL SERVICES

- 7000 Salaries – Regular Employees
Provides partial compensation for Operations & Maintenance Division related to Street Tree Maintenance, Engineering, & Administrative Staff. Refer to the Appendix for a detailed allocation list.
- 7020 Overtime
Funds overtime pay for afterhours emergency response to fallen trees, broken limbs, and attendance at commission meetings.
- 7070 Leave Buyback
Funds employees who opt to sell back hours of their leave balances.

OPERATIONS & MAINTENANCE

- 8000 Office Supplies
Funds department office supplies. (Total \$300)
- 8020 Special Department Expense
Provides for supplies and materials including chain saw blades, blade sharpening, gloves, chipper blades ropes, sling and pulleys, electric equipment/batteries, work zone signs and cones, tree ties and tree wires, tree stakes, irrigation and other related supplies (\$24,600), and breakroom supplies (\$200). (Total \$24,800)
- 8040 Advertisements
Funds to publish ads for the tree regulations. (Total \$200)
- 8060 Dues/Memberships/Subscriptions
Funds dues for Western International Society of Arboriculture (ISA) membership. (Total \$1,500)
- 8070 Mileage/Auto Allowance
Funds reimbursement funds for street maintenance related call outs. (Total \$500)
- 8090 Conference & Meeting Expense
Provides funds for tree related conference registration and meeting expenses. (Total \$500)
- 8100 Vehicle Maintenance
Provides funds for operational costs for oil, tires, batteries, parts, and

other repairs for Street Tree Division vehicles. (Total \$11,000)

8105 Fuel

Funds operational fuel expenses. (Total \$5,000)

8110 Equipment Maintenance

Provides funds for repair and maintenance of City owned equipment. Equipment maintenance for chainsaw, trencher, chipper, fork lift and other equipment, and loader. (Total \$6,000)

8130 Small Tools

Provides for replacement or purchase of worn or damaged hand and power tools. (Total \$7,000)

8132 Uniforms and Equipment

Provides for the purchase of Uniforms, all functional City apparel and cleaning services. (Total \$3,500)

8134 Safety Equipment & Supplies

Provides for the purchase of safety equipment and supplies, including chaps and guards while using chain saws, helmets, and gloves (\$2,500), safety boots (\$500), First Aid supplies and monthly inspections (\$1,500). (Total \$4,500)

8170 Professional Services

Provides the cost of a miscellaneous tree studies and samplings, independent arborist reports, and certified arborist services as needed. (Total \$25,500)

8180 Contract Services

Routine tree maintenance services rendered under contract for tree trimming, annual grid pruning, and removal of trees. (Total \$300,000)

8181 In-Lieu Tree Planting

Funds miscellaneous tree planting. The charges to this account are offset by residents paying for the cost of the trees into a revenue account. (Total \$10,000)

8184 Annual Tree Planting

Funds annual Citywide tree planting & removals. (Total \$150,000)

8200 Training

Funds attendance at classes, seminars and workshops related to tree care and management, and as required to maintain certifications and licenses. (Total \$800)

			Actual	Actual	Actual	Adopted	Estimated	Adopted
Acct	Tsk	Account Title	2020/21	2021/22	2022/23	2023/24	2023/24	2024/25
8020	000	Special Department Expense	1,061	228	998	7,500	7,500	7,500
8180	000	Contract Services	50,657	56,267	36,676	145,000	145,000	145,000
		<OPERATIONS & MAINTENANCE>	51,718	56,495	37,674	152,500	152,500	152,500
[215-6416] Median Strips Total			51,718	56,495	37,674	152,500	152,500	152,500

OPERATIONS & MAINTENANCE8020 Special Department Expense

Funds department supplies including sprinklers, valves, fittings and plumbing (Total \$7,500).

8180 Contract Services

Provides partial cost of landscape services including landscape maintenance of street medians and City owned parcels. (Total \$145,000)

Acct	Tsk	Account Title	Actual 2020/21	Actual 2021/22	Actual 2022/23	Adopted 2023/24	Estimated 2023/24	Adopted 2024/25
7000	000	Salaries - Permanent	311,472	299,001	434,070	653,521	486,981	574,384
7010	000	Salaries - Temp / Part	-	-	834	-	49	-
7020	000	Overtime	8,764	8,318	29,158	-	27,376	30,000
7040	000	Holiday	15,356	8,578	864	9,075	2,257	7,734
7055	000	IOD - Non Safety	-	-	2,180	-	28,124	-
7070	000	Leave Buyback	-	-	-	4,135	-	4,135
7100	000	Retirement	58,003	142,268	69,232	57,881	44,687	53,777
7100	010	CalPERS UAL	-	-	-	33,099	33,396	44,790
7108	000	Deferred Compensation	11,706	(14,399)	3,078	6,490	5,540	5,728
7110	000	Workers Compensation	12,547	12,319	16,157	21,374	16,996	16,085
7120	000	Disability Insurance	2,537	3,093	3,932	-	12,560	-
7130	000	Group Health Insurance	38,812	28,817	52,482	120,837	67,326	75,815
7140	000	Vision Insurance	1,002	931	1,212	1,859	1,451	1,284
7150	000	Dental Insurance	3,706	3,330	4,267	6,419	4,873	4,513
7160	000	Life Insurance	471	441	622	896	730	719
7170	000	FICA - Medicare	4,756	4,678	7,006	9,476	7,440	8,341
<WAGES & BENEFITS>			469,132	497,374	625,094	925,061	739,787	827,305
8000	000	Office Supplies	814	315	942	1,000	150	500
8020	000	Special Department Expense	64,185	93,001	67,678	120,300	92,200	120,300
8060	000	Dues & Memberships	-	-	-	500	-	300
8070	000	Mileage/Auto Allowance	-	-	191	1,500	1,000	1,000
8100	000	Vehicle Maintenance	9,420	6,187	13,852	28,400	28,400	29,000
8105	000	Fuel	-	-	-	10,000	7,350	10,000
8110	000	Equipment Maintenance	27	-	15,479	35,000	23,300	35,000
8130	000	Small Tools	3,058	-	1,840	6,000	700	6,000
8132	000	Uniform Expense/Cleaning	2,059	1,719	2,622	3,500	3,500	3,500
8134	000	Safety Clothing/Equipment	1,287	1,676	3,885	5,500	3,700	5,500
8140	000	Utilities	-	-	-	2,000	-	2,000
8170	000	Professional Services	-	945	-	3,000	-	3,000
8180	000	Contract Services	8,070	12,046	17,702	140,000	8,200	120,500
8200	000	Training Expense	-	-	390	2,000	1,000	2,000
<OPERATIONS & MAINTENANCE>			88,920	115,888	124,579	358,700	169,500	338,600
8540	000	Automotive Equipment	25,185	-	-	65,000	-	65,000
<CAPITAL OUTLAY>			25,185	-	-	65,000	-	65,000
[230-6116] Street Maintenance Total			583,237	613,262	749,673	1,348,761	909,287	1,230,905

PERSONNEL SERVICES

- 7000 Salaries – Regular Employees
Provides partial compensation for Operations & Maintenance Division related to Street Maintenance, Engineering, & Administrative Staff. Refer to the Appendix for a detailed allocation list.
- 7010 Salaries Part-time
Funds partial compensation for seasonal and other non-salaried part-time employees.
- 7020 Overtime
Funds overtime pay for afterhours emergency response.
- 7070 Leave Buyback
Funds employees who opt to sell back hours of their leave balances.

OPERATIONS & MAINTENANCE

- 8000 Office Supplies
Funds department office supplies. (Total \$500)
- 8020 Special Department Expense
This account provides for Street maintenance equipment, street signage and products (\$50,000), materials such as asphalt, sand, base, rushed aggregate, emulsion, and concrete, and backfill soil (\$70,000), breakroom supplies (\$300). (Total \$120,300)
- 8060 Dues, Memberships, Subscriptions, and Books
This account provides funding for construction handbooks, memberships, and standard drawings/specifications. (Total \$300)
- 8070 Mileage/Auto Allowance
Provides reimbursement funds for street maintenance related call outs. (Total \$1,000)
- 8100 Vehicle Maintenance
Provides funds for operational costs for tires, tune-ups, preventative maintenance, smog certification, and miscellaneous repairs and parts for Street Maintenance Division vehicles. (Total \$29,000)
- 8105 Fuel

Funds operational fuel expenses. (Total \$10,000)

8110 Equipment Maintenance

Provides funds for repair and maintenance of City owned equipment used by the Streets Division including loader tires, compressor, vibrating plates, forklift, message & arrow boards, and other machinery/equipment. (Total \$35,000)

8130 Small Tools

Provides for replacement or purchase of worn or damaged hand and power tools including weed whackers, chain saws, gas powered trawler and demo hammer. (Total \$6,000)

8132 Uniforms and Equipment

Provides for the purchase of Uniforms, all functional City apparel and cleaning services. (Total \$3,500)

8134 Safety Equipment & Supplies

Provides for the purchase of safety equipment and supplies, including safety boots (\$2,000), First-Aid equipment (\$1,400), and other safety supplies including vests, goggles, gloves, and other miscellaneous items (\$2,100). (Total \$5,500)

8140 Utilities

Provides for the purchase of Compressed Natural Gas (CNG) gas for fleet vehicles. (Total \$2,000)

8170 Professional Services

Funds professional services for street and roadway related topics. (Total \$3,000)

8180 Contract Services

Provides for services rendered for street maintenance activities such as curb & gutter, sidewalk, and catch basin repair, striping and markings maintenance (\$100,000), additional labor for supplementary maintenance services (\$17,000), State Controller-Annual Street Reports (\$3,500). (Total \$120,500)

8200 Training

Funds seminars and workshops related to street maintenance, signage and traffic control devices and methods. (Total \$2,000)

CAPITAL OUTLAY

8540 Vehicles and Equipment

Purchase an Operations & Maintenance Division Electric pickup truck.

(Total \$65,000)

			Actual	Actual	Actual	Adopted	Estimated	Adopted
Acct	Tsk	Account Title	2020/21	2021/22	2022/23	2023/24	2023/24	2024/25
8020	000	Special Department Expense	4,648	14,553	6,117	25,500	1,000	25,500
8110	000	Equipment Maintenance	-	854	-	11,000	-	11,000
8140	000	Utilities	6,292	10,501	15,236	31,500	11,100	17,000
8180	000	Contract Services	17,016	28,421	25,191	50,000	32,500	50,000
		<OPERATIONS & MAINTENANCE>	27,957	54,329	46,543	118,000	44,600	103,500
[232-6417] Prop "A" Park Maintenance Total			27,957	54,329	46,543	118,000	44,600	103,500

Budget Detail	Prop "A" Maintenance	232-6417
----------------------	-----------------------------	-----------------

8020 Special Department Expense

Provides funds for Janitorial Supplies (\$2,500), Ground Cover for Playgrounds (\$13,000), parts for Playgrounds, fixtures for restrooms, and light fixtures (\$10,000). (Total \$25,500)

8110 Equipment Maintenance

Funds playground equipment maintenance for Garfield, Orange Grove, and Eddie Park. (Total \$11,000)

8140 Utilities

Funds for electricity at Dog Park, Arroyo Park restrooms, Garfield Park Restrooms (\$2,000), and Water at Dog Park, Arroyo Restrooms, and Garfield Restroom (\$15,000). (Total \$17,000)

8180 Contract Services

Funds janitorial services (\$15,000), to unlock restrooms at Arroyo Park and Garfield parks (\$5,000) and regular maintenance of the Dog Park, Garfield Park playground, Orange Grove Park playground, and Eddie Park playground (\$15,000), Landscape Structure Design and Installation services (\$15,000) (Total \$50,000).

Acct	Tsk	Account Title	Actual 2020/21	Actual 2021/22	Actual 2022/23	Adopted 2023/24	Estimated 2023/24	Adopted 2024/25
7000	000	Salaries - Permanent	-	-	15,253	59,310	53,210	44,280
7020	000	Overtime	-	-	-	-	-	-
7070	000	Leave Buyback	-	-	-	-	-	-
7100	000	Retirement	-	-	4,052	4,745	4,262	3,622
7100	010	CalPERS UAL	-	-	-	-	-	-
7108	000	Deferred Compensation	-	-	157	593	532	443
7110	000	Workers Compensation	-	-	171	644	567	481
7120	000	Disability Insurance	-	-	-	-	-	-
7130	000	Group Health Insurance	-	-	1,073	11,700	4,741	4,558
7140	000	Vision Insurance	-	-	-	120	58	62
7150	000	Dental Insurance	-	-	75	450	290	217
7160	000	Life Insurance	-	-	12	50	49	37
7170	000	FICA - Medicare	-	-	228	860	771	642
<WAGES & BENEFITS>			-	-	21,020	78,472	64,480	54,342
8170	000	Professional Services	-	-	-	50,000	180,473	50,000
<OPERATIONS & MAINTENANCE>			-	-	-	50,000	180,473	50,000
[233-6011] PW Admin & Engineering Total			-	-	21,020	128,472	244,953	104,342

PERSONNEL SERVICES7000 Salaries – Regular Employees

Provides partial compensation for Transportation Division. Refer to the Appendix for a detailed allocation list.

OPERATIONS AND MAINTENANCE8170 Professional Services

Professional services related to transportation studies and evaluations.
(Total \$50,000)

Acct	Tsk	Account Title	Actual 2020/21	Actual 2021/22	Actual 2022/23	Adopted 2023/24	Estimated 2023/24	Adopted 2024/25
7000	000	Salaries - Permanent	-	-	15,253	59,310	53,210	44,280
7020	000	Overtime	-	-	-	-	-	-
7070	000	Leave Buyback	-	-	-	-	-	-
7100	000	Retirement	-	-	4,052	4,745	4,262	3,622
7100	010	CalPERS UAL	-	-	-	-	-	-
7108	000	Deferred Compensation	-	-	157	593	532	443
7110	000	Workers Compensation	-	-	171	644	567	481
7120	000	Disability Insurance	-	-	-	-	-	-
7130	000	Group Health Insurance	-	-	1,073	11,700	4,741	4,558
7140	000	Vision Insurance	-	-	-	120	58	62
7150	000	Dental Insurance	-	-	75	450	290	217
7160	000	Life Insurance	-	-	12	50	50	37
7170	000	FICA - Medicare	-	-	228	860	771	642
		<WAGES & BENEFITS>	-	-	21,020	78,472	64,481	54,342
8170	000	Professional Services	-	-	18,390	150,000	400,000	150,000
		<OPERATIONS & MAINTENANCE>	-	-	18,390	150,000	400,000	150,000
8540	000	Automotive Equipment	25,185	-	-	-	-	67,867
		<CAPITAL OUTLAY>	25,185	-	-	-	-	67,867
[236-6011] PW Admin & Engineering Total			25,185	-	39,410	228,472	464,481	272,209

PERSONNEL SERVICES

- 7000 Salaries – Regular Employees
Provides partial compensation for Transportation Division. Refer to the Appendix for a detailed allocation list.

OPERATIONS AND MAINTENANCE

- 8170 Professional Services
Provides funding for implementation of the Neighborhood Traffic Management Program (NTMP) (\$100,000), professional services related to transportation studies and evaluations (\$50,000). (Total \$150,000)
- 8540 Automotive Equipment
Purchase of Asphalt Truck (\$67,867)

Acct	Tsk	Account Title	Actual 2020/21	Actual 2021/22	Actual 2022/23	Adopted 2023/24	Estimated 2023/24	Adopted 2024/25
7000	000	Salaries - Permanent	17,438	15,444	21,961	39,578	27,085	43,156
7020	000	Overtime	191	206	89	-	64	-
7040	000	Holiday	861	360	-	346	7	278
7070	000	Leave Buyback	-	-	-	490	-	490
7100	000	Retirement	2,319	5,006	6,131	4,044	2,934	4,403
7100	010	CalPERS UAL			-	5,001	5,046	5,722
7108	000	Deferred Compensation	1,204	(960)	189	396	299	432
7110	000	Workers Compensation	219	449	243	430	343	469
7120	000	Disability Insurance	1,794	-	655	-	3,140	-
7130	000	Group Health Insurance	1,962	994	1,798	5,883	2,911	5,434
7140	000	Vision Insurance	40	28	36	76	50	76
7150	000	Dental Insurance	149	104	134	286	184	283
7160	000	Life Insurance	18	13	18	35	23	35
7170	000	FICA - Medicare	286	242	327	574	427	626
<WAGES & BENEFITS>			26,481	21,886	31,582	57,138	42,514	61,404
8020	000	Special Department Expense	8,503	17,954	18,424	26,000	22,666	22,000
8170	000	Professional Services	5,517	42,523	84,192	135,000	104,000	60,400
8180	000	Contract Services	2,054	12,331	20,496	95,000	40,000	94,600
<OPERATIONS & MAINTENANCE>			16,074	72,809	123,113	256,000	166,666	177,000
[239-6011] PW Admin & Engineering Total			42,555	94,695	154,695	313,138	209,180	238,404

PERSONNEL SERVICES

- 7000 Salaries – Regular Employees
Provides partial compensation for Engineering Division and Administrative Staff related to Stormwater Maintenance and Infrastructure. Refer to the Appendix for a detailed allocation list.
- 7010 Salaries – Part-Time
Funds partial compensation for seasonal and other non-salaried part-time employees..

OPERATIONS & MAINTENANCE

- 8020 Special Department Expense
Provides funds for annual NPDES storm drain permit (\$11,000), implementation of the Enhanced Watershed Management Program (EWMP) (\$11,000). (Total \$22,000)
- 8170 Professional Services
Provides for the cost of professional services related to National Pollutant Discharge Elimination System (NPDES) Permit compliance (\$39,000), Professional services related to implementation of the Safe Clean Water Program (SCWP) (\$21,400). (Total \$60,400)
- 8180 Contract Services
Provides contracted services for catch basin cleaning, catch basin protection and repair, trash capture inserts, Municipal Separate Storm Sewer System (MS4) Permit compliance, and other stormwater related services. (Total \$94,600)

Acct	Tsk	Account Title	Actual 2020/21	Actual 2021/22	Actual 2022/23	Adopted 2023/24	Estimated 2023/24	Adopted 2024/25
7000	000	Salaries - Permanent	583,898	619,654	692,732	943,124	811,251	733,352
7010	000	Salaries - Temp / Part	31,658	-	3,334	-	198	6,240
7020	000	Overtime	36,597	40,443	49,925	-	75,897	85,000
7040	000	Holiday	20,060	15,444	1,075	12,985	5,487	11,540
7055	000	IOD - Non Safety	-	-	-	-	389	-
7070	000	Leave Buyback	-	-	-	4,107	-	4,107
7100	000	Retirement	116,670	282,956	190,511	101,928	86,872	79,368
7100	010	CalPERS UAL	-	-	-	157,293	158,702	126,781
7108	000	Deferred Compensation	24,689	(20,169)	5,122	9,316	8,890	7,294
7110	000	Workers Compensation	21,694	22,272	23,475	35,213	32,161	25,371
7120	000	Disability Insurance	1,392	2,062	1,966	-	6,280	-
7130	000	Group Health Insurance	65,393	60,832	81,364	158,961	111,093	118,642
7131	000	Retiree Health Insurance	-	-	-	-	-	-
7140	000	Vision Insurance	1,724	1,850	1,771	2,631	2,223	1,585
7150	000	Dental Insurance	5,875	6,347	6,200	9,698	8,060	5,986
7160	000	Life Insurance	727	803	811	1,188	1,016	853
7170	000	FICA - Medicare	9,680	9,910	11,257	13,675	12,688	11,168
<WAGES & BENEFITS>			920,056	1,042,403	1,069,542	1,450,119	1,321,206	1,217,287
8000	000	Office Supplies	4,313	4,301	444	3,700	3,500	3,500
8010	000	Postage	127	12	-	400	-	400
8020	000	Special Department Expense	14,913	49,073	101,048	387,000	305,000	381,000
8050	000	Printing/Duplicating	66	404	-	3,500	2,000	3,500
8060	000	Dues & Memberships	-	-	295	10,700	3,900	7,700
8070	000	Mileage/Auto Allowance	616	1,754	1,072	2,500	1,175	2,500
8090	000	Conference & Meeting Expense	-	-	60	3,500	2,000	3,500
8100	000	Vehicle Maintenance	7,620	3,744	1,336	14,000	14,000	38,200
8105	000	Fuel	-	-	-	20,000	14,600	15,000
8110	000	Equipment Maintenance	9,224	1,378	1,837	15,000	12,500	27,000
8120	000	Building Maintenance	15,562	16,289	18,823	17,000	10,500	20,900
8130	000	Small Tools	4,902	394	9,223	10,000	7,100	10,000
8132	000	Uniform Expense/Cleaning	2,864	3,170	3,465	3,500	3,500	4,500
8134	000	Safety Clothing/Equipment	2,387	726	2,920	9,400	9,490	9,400
8140	000	Utilities	49,179	64,668	70,778	83,000	89,500	89,500
8150	000	Telephone	8,832	4,510	836	10,500	-	-
8160	000	Legal Service	-	1,838	9,831	-	-	-
8170	000	Professional Services	19,963	10,150	10,503	184,500	26,000	184,500
8180	000	Contract Services	25,109	44,634	32,901	158,000	76,700	173,000
8191	000	Liability & Surety Bonds	(78,000)	450,000	490,000	490,000	784,724	696,431
8200	000	Training Expense	595	420	949	2,000	2,000	2,800
8229	000	Taxes	4,392	4,485	4,532	5,000	5,000	5,000
8400	000	Overhead Allocation	117,114	117,114	117,114	117,114	117,114	117,114
<OPERATIONS & MAINTENANCE>			209,777	779,066	877,968	1,550,314	1,490,303	1,795,445
8530	000	Computer Equipment	-	-	-	-	-	-
8540	000	Automotive Equipment	-	-	-	410,000	-	527,867
8572	000	Meters	23,735	13,049	-	-	-	-
8573	000	Fire Hydrants	5,762	5,330	-	-	-	-
8574	000	Valves	-	-	-	-	-	-
<CAPITAL OUTLAY>			29,496	18,379	-	410,000	-	527,867
[500-6710] Water Distribution Total			1,159,330	1,839,847	1,947,510	3,410,433	2,811,509	3,540,599

PERSONNEL SERVICES

- 7000 Salaries – Regular Employees
Provides partial compensation for Water Division related to Water Distribution, Engineering, & Administrative as well as indirect cost allocations to Finance, Management Services, and City Manager's Office Staff. Refer to the Appendix for a detailed allocation list.
- 7010 Salaries – Part-Time
Funds partial compensation for seasonal, Public Works Intern, and other non-salaried part-time employees.
- 7020 Overtime
Funds overtime pay for afterhours emergency response to water main and service connection leaks.
- 7070 Leave Buyback
Funds to employees who opt to sell back hours of their leave balances.

OPERATIONS & MAINTENANCE

- 8000 Office Supplies
Provides funds for office supplies. (Total \$3,500)
- 8010 Postage
Provides funds for postal expenses for City mailings, including postage machine lease payment. (Total \$400)
- 8020 Special Department Expense
Provides for underground service alert fees (\$2,500), staff physical exams and Class B driver license renewals (\$500), parts and supplies for water stock inventory, including fire hydrants, pipes, fitting, valves, copper, meters, gaskets and other supplies for Water Distribution division(\$221,000), backfill sand, base and asphalt, top soil (\$17,500),valve replacement (\$18,500) , replacement of fire hydrants and installation expenses (\$40,000), materials for the installation and repair of fire services for development projects (\$40,000), workstation installations (\$25,000), inventory management system (\$10,000), and emergency rental equipment (\$6,000). (Total \$381,000)
- 8050 Printing and Duplication
Provides funds for the printing and duplication of materials, plans, and

billing inserts. (Total \$3,500)

8060 Dues, Memberships, Subscriptions, and Books

Purchase of new Water Distribution reference books and membership in SCWUA and AWWA (\$700), and the San Gabriel Valley Water Association (\$7,000). (Total \$7,700)

8070 Mileage/Auto Allowance

Provides reimbursement funds for water related call outs. (Total \$2,500)

8090 Conference & Meeting Expenses

Provides funds for the American Works Association (AWWA) Conference and regional conference & meetings. (Total \$3,500)

8100 Vehicle Maintenance

Provides funds for operational expenses such as oil, tires, batteries, parts, repairs, preventative and routine maintenance of division vehicles and smog certifications. (Total \$38,200)

8105 Fuel

Provides funds for operational fuel expenses. (Total \$15,000)

8110 Equipment Maintenance

Provides funds for repair and maintenance of City owned equipment including air hose supplies (\$2,000) generator, ditch pumps, tapping machine, trench shoring systems, backhoe, compressor and miscellaneous electrical and pneumatic equipment (\$10,000) and upgrade of water line locator, leak detection devices, pressure logger (\$5,000), and supplies for underground work (\$10,000). (Total \$27,000)

8120 Building Maintenance

Provides for repairs to the facilities used by the Water Distribution Division and building supplies (\$6,000) including automatic gate & garage door maintenance (\$6,500), elevator maintenance at Garfield Reservoir (\$8,400). (Total \$20,900)

8130 Small Tools

Provides for replacement or purchase of worn or damaged hand and power tools, including purchase of electrical partner saw, generator (\$5,000), pneumatic pumps (\$3,000), and electrical pumps (\$2,000). (Total \$10,000)

8132 Uniforms and Equipment

Provides for purchase of Uniforms, all functional City apparel and cleaning services. (Total \$4,500)

8134 Safety Equipment & Supplies

Provides for the purchase of personal protective equipment, including, safety vests, hard hats, ear plugs, gloves (\$3,000), safety boots (\$1,900), First-Aid equipment (\$500) and traffic control equipment including work zone signs, cones, and delineators (\$4,000). (Total \$9,400)

8140 Utilities

Provides funds for electrical service to Garfield Water Distribution Facility, water sites by Southern California Edison (\$88,000), CNG fuel (\$1,500). (Total \$89,500)

8170 Professional Services

Provides for professional services to update the water GIS to include water services and meters (\$20,000), Water Rate Study (\$80,000) and hydraulic model analysis for development project include fire flow (\$30,000), and other professional services (\$54,500). (Total \$184,500)

8180 Contract Services

Provides contract services to repair and replace water mains, valves, fire hydrants, and water services (\$100,000) Water Meter reading system and support services (\$12,000), water meter bee removal services (\$3,000), landscaping contract services for water facilities (\$24,000), Janitorial Services (\$11,000), Citywide Cross Connection Program management (\$10,000), and hot tapping services, backflow device testing and repair (\$13,000). (Total \$173,000)

8191 Liability Insurance & Surety Bonds and Property

This account pays a portion of the City's self-insured costs which goes to the Insurance Fund 103. (Total \$696,431)

8200 Training Expense

Provides for training seminars and workshops related to water system distribution certification, such as American Water Works Association (\$2,000), SCUWA staff training (\$400), California Rural Water and State Water Resources Control Board operator certifications (\$400). (Total \$2,800)

8229 Taxes

Property taxes paid to Los Angeles County for Water facilities located outside of South Pasadena City boundaries. (Total \$5,000)

8400 Overhead Allocation

Charges for administrative services provided by the General Fund (Total \$117,114)

CAPITAL OUTLAY

8540 Vehicles and Equipment

Purchase two replacement Water Division vehicles and forklift (\$410,000), partial contribution to an asphalt repair vehicle (\$67,867), and air compressor (\$50,000). (Total \$527,867)

Acct	Tsk	Account Title	Actual 2020/21	Actual 2021/22	Actual 2022/23	Adopted 2023/24	Estimated 2023/24	Adopted 2024/25
7000	000	Salaries - Permanent	369,595	321,220	288,900	163,884	89,660	356,497
7010	000	Salaries - Temp / Part	-	-	-	-	-	-
7020	000	Overtime	38,166	39,120	33,511	-	128	-
7040	000	Holiday	11,503	9,544	4,463	8,767	-	7,014
7070	000	Leave Buyback	-	-	-	1,095	-	1,095
7100	000	Retirement	97,798	212,478	116,408	18,029	10,479	41,265
7100	010	CalPERS UAL	-	-	-	28,271	28,524	79,090
7108	000	Deferred Compensation	13,556	(11,349)	2,424	1,638	893	3,518
7110	000	Workers Compensation	13,769	13,737	12,640	6,033	2,667	15,367
7120	000	Disability Insurance	-	-	-	-	6,280	-
7130	000	Group Health Insurance	36,343	26,026	31,534	22,350	5,055	43,301
7131	000	Retiree Health Insurance	-	-	-	-	-	-
7140	000	Vision Insurance	937	780	668	351	168	961
7150	000	Dental Insurance	3,795	3,198	2,711	1,456	769	3,420
7160	000	Life Insurance	425	389	320	163	88	415
7170	000	FICA - Medicare	6,001	5,582	4,982	2,376	1,373	5,242
<WAGES & BENEFITS>			591,888	620,725	498,560	254,414	146,085	557,184
8000	000	Office Supplies	1,025	1,377	76	1,500	1,500	1,500
8010	000	Postage	65	12	-	400	400	400
8020	000	Special Department Expense	23,120	20,990	29,197	146,600	120,150	157,600
8040	000	Advertising	-	-	-	-	-	-
8050	000	Printing/Duplicating	-	-	-	2,000	500	2,000
8060	000	Dues & Memberships	2,373	2,443	2,812	5,600	3,000	5,600
8070	000	Mileage/Auto Allowance	259	60	72	600	450	600
8080	000	Books/DVDs/CDs	-	-	-	500	-	500
8100	000	Vehicle Maintenance	597	120	1,684	6,000	6,000	8,200
8110	000	Equipment Maintenance	4,660	-	165,321	231,000	65,500	236,000
8120	000	Building Maintenance	496	-	2,696	10,500	7,000	10,500
8130	000	Small Tools	-	989	-	1,000	1,000	1,000
8132	000	Uniform Expense/Cleaning	2,014	1,610	1,230	2,500	2,000	2,500
8134	000	Safety Clothing/Equipment	1,197	718	995	2,950	2,950	2,950
8140	000	Utilities	5,986	2,230	1,744	7,000	2,100	5,000
8150	000	Telephone	-	-	-	1,200	-	-
8152	000	Pumping Power	692,436	684,049	719,947	935,000	960,000	1,000,000
8170	000	Professional Services	128,616	141,858	221,296	210,000	127,000	228,300
8180	000	Contract Services	417,062	221,640	221,640	1,150,000	565,000	1,100,000
8200	000	Training Expense	-	-	389	1,500	1,400	1,500
8231	000	Water Purchases - Resale	345,861	466,942	247,072	310,000	50,700	310,000
8233	000	Watermaster Charges	716,542	635,780	560,204	1,350,000	650,000	1,350,000
8400	000	Overhead Allocation	205,267	205,267	205,267	205,267	-	205,267
<OPERATIONS & MAINTENANCE>			2,547,577	2,386,087	2,381,642	4,581,117	2,566,650	4,629,417
8520	000	Machinery & Equipment	-	-	-	-	-	-
8530	000	Computer Equipment	3,211	-	-	20,000	-	20,000
8540	000	Automotive Equipment	-	-	-	290,000	-	290,000
<CAPITAL OUTLAY>			3,211	-	-	310,000	-	310,000
[500-6711] Water Production Total			3,142,676	3,006,811	2,880,202	5,145,531	2,712,735	5,496,601

PERSONNEL SERVICES

- 7000 Salaries – Regular Employees
Provides partial compensation for Water Division related to Water Production, Engineering, & Administrative as well as indirect cost allocations to Finance, Management Services, and City Manager's Office Staff. Refer to the Appendix for a detailed allocation list.
- 7010 Salaries – Part-Time
Funds partial compensation for seasonal, Public Works Intern, and other non-salaried part-time employees.
- 7020 Overtime
Funds overtime pay for afterhours emergency response to water production problems and for coverage during vacations, sick leave and other extended employee absences.
- 7040 Holiday
Provides funds to employees whose work rotation falls on holidays.
- 7070 Leave Buyback
Funds employees who opt to sell back hours of their leave balances.

OPERATIONS & MAINTENANCE

- 8000 Office Supplies
Provides funds for office supplies and miscellaneous expenses. (Total \$1,500)
- 8010 Postage
Provides funds for postal expenses for City mailings. (Total \$400)
- 8020 Special Department Expense
Provides for special and miscellaneous department supplies and services including: salt for sodium hypochlorite generation at Wilson, Garfield, and Graves Reservoir (\$23,400), chlorine analyzer solution and other water quality chemistry supplies(\$27,000), turbine oil (\$1,000), backwash tank rentals (\$6,000), chemical pipe supplies (\$2,500), and parts and supplies (\$2,500), SCADA DSL line at Wilson and Garfield Reservoir (\$3,000), State Water Resources Control Board administration fees (\$45,000), San Gabriel Basin Water Quality Authority administrative fee (\$47,000), and staff physical exams and Class B driver license renewals (\$200). (Total \$157,600)

- 8050 Printing and Duplication
Provides funds for the printing and duplication of materials such as the annual Consumer Confidence Report and water system maps. (Total \$2,000)
- 8060 Dues, Memberships, Subscriptions
Provides funds for City membership fees and dues for the American Water Works Association. (Total \$5,600)
- 8070 Mileage/Auto Allowance
To provide reimbursement for water related call outs. (Total \$600)
- 8080 Books, Videos, Magazines, and Recordings
Provides funds for the purchase of reference books and manuals from AWWA. (Total \$500)
- 8100 Vehicle Maintenance and Operations
Provides funds for operational expenses such as gas, oil, tires, batteries, parts, repairs, preventative and routine maintenance of division vehicles and smog certifications. (Total \$8,200)
- 8110 Equipment Maintenance
Provides funds for pump maintenance and emergency services (\$149,000), water softener (\$3,000), generator services (\$3,000), chlorine equipment maintenance (\$30,000), valve & pump maintenance (\$10,000), compressor maintenance (\$5,000), Nitrate Analyzer Maintenance (\$36,000). (Total \$236,000)
- 8120 Building Maintenance
Provides funds to repair HVAC, painting, electrical maintenance, and gate maintenance at water facilities. (Total \$10,500)
- 8130 Small Tools
Provides for replacement or purchase of worn or damaged hand and power tools. (Total \$1,000)
- 8132 Uniforms and Equipment
Provides for the purchase of Uniforms, all functional City apparel and cleaning services. (Total \$2,500)
- 8134 Safety Equipment & Supplies
Provides for the purchase of personal protective equipment, safety equipment and supplies including safety boots (\$750), First-Aid equipment (\$1,500), gloves, hard hats, vest, ear plugs (\$200), chemical resistant PPE (\$500). (Total \$2,950)

- 8140 Utilities
Provides for electric service to water system facilities used by the Water Production Division other than power for pumping. (Total \$5,000)
- 8152 Pumping Power
This account provides funds for electrical and energy charges associated with operating well and booster pumps. (Total \$1,000,000)
- 8170 Professional Services
Provides for professional services such as water quality testing including water quality monitoring city wide and at the Wilson & Graves Wellhead treatment systems (\$65,000), security services at elevated tanks and reservoirs (\$3,300), consultant services for preparation of the annual Consumer Confidence Report and Water Audit, and as needed consulting services for water production (\$60,000), SCADA system maintenance (\$30,000), and water quality and treatment cost reduction study (\$70,000). (Total \$228,300)
- 8180 Contract Services
Granular activated carbon media replacement for Wilson Wellhead Treatment system and Graves Treatment system (\$850,000), Graves Reservoir Ion exchange generation salt (\$75,000), weed abatement and reservoir tree maintenance (\$15,000), waste brine treatment & disposal (\$110,000), and Reservoir tank Inspection and cleaning (\$50,000). (Total \$1,100,000)
- 8200 Training Expense
Provides for AWWA training seminars and workshops related to water supply and production to maintain required state certification of operators (Total \$1,500).
- 8231 Water Purchases – Resale
This account provides funds to purchase water from the City of Pasadena (\$45,000), Cal American Water (\$5,000), and MWD purchase through Upper San Gabriel Valley Water District supplement the City's well production (\$260,000). (Total \$310,000)
- 8233 Watermaster Charges
This account provides the funds to pay for extraction of groundwater from the Main San Gabriel Basin within the City's water rights, excess extraction premiums beyond the adjudicated rights, and for fees for the cleanup of the ground water basin. (Total \$1,350,000)
- 8400 Overhead Allocation
Charges for administrative services provided by the General Fund. (Total \$205,267)

CAPITAL OUTLAY

8530 Computer Equipment

Provide replacement computer equipment for the Water Division Supervisory Control and Data Acquisition (SCADA) system. (Total \$20,000)

8540 Vehicles and Equipment

Purchase a Water Division Valve Truck to implement a preventative maintenance valve exercise program. (Total \$290,000)

Acct	Tsk	Account Title	Actual 2020/21	Actual 2021/22	Actual 2022/23	Adopted 2023/24	Estimated 2023/24	Adopted 2024/25
7000	000	Salaries - Permanent	57,146	73,135	47,967	88,901	110,865	89,144
7010	000	Salaries - Temp / Part	3,243	8,281	14,360	22,729	5,167	15,048
7020	000	Overtime	2,950	2,684	309	-	5,371	4,500
7040	000	Holiday	2,644	1,607	-	1,531	25	1,231
7070	000	Leave Buyback	-	-	-	548	-	548
7100	000	Retirement	19,866	40,069	8,674	8,194	9,765	8,261
7100	010	CalPERS UAL	-	-	-	6,481	6,539	6,386
7108	000	Deferred Compensation	2,987	(2,426)	722	885	1,177	891
7110	000	Workers Compensation	910	1,140	1,095	1,409	1,337	1,340
7120	000	Workers Compensation	5,463	-	11,790	-	-	-
7130	000	Group Health Insurance	10,923	8,552	11,813	29,895	9,947	6,728
7140	000	Vision Insurance	140	127	126	305	210	54
7150	000	Dental Insurance	520	470	592	1,200	812	259
7160	000	Life Insurance	79	76	71	134	122	83
7170	000	FICA - Medicare	966	1,305	2,063	3,028	2,110	2,448
<WAGES & BENEFITS>			107,838	135,019	99,582	165,242	153,449	136,921
8000	000	Office Supplies	66	-	506	2,000	1,000	2,000
8010	000	Postage	-	154	-	2,500	-	2,500
8020	000	Special Department Expense	5,465	161	7,806	25,000	2,330	25,000
8032	000	Water Efficiency Fee Projects	20,147	24,412	69,048	125,000	60,000	125,000
8060	000	Dues & Memberships	-	-	-	2,500	-	2,500
8070	000	Mileage/Auto Allowance	-	10	41	200	50	200
8090	000	Conference & Meeting Expense	-	-	-	2,000	-	2,000
<OPERATIONS & MAINTENANCE>			25,678	24,737	77,401	159,200	63,380	159,200
8540	000	Automotive Equipment	-	-	-	40,000	-	40,000
<CAPITAL OUTLAY>			-	-	-	40,000	-	40,000
[503-6713] Water Efficiency Total			133,516	159,756	176,983	364,442	216,829	336,121

PERSONNEL SERVICES

- 7000 Salaries – Regular Employees
Provides the partial compensation for the Environmental Services & Sustainability Division & Administrative Staff. Refer to the Appendix for a detailed allocation list.
- 7010 Salaries – Part-Time
Provides partial compensation for seasonal and other non-salaried part-time employees.
- 7020 Overtime
Funds the cost of overtime for non-management staff attending City Council and commission meetings and, as authorized, official City events outside of regular office hours.
- 7010 Salaries – Part-Time
Provides compensation for a part time intern to assist in processing water conservation program permits.

OPERATIONS & MAINTENANCE

- 8000 Office Supplies
Provides funds for department office supplies (Total \$2,000)
- 8010 Postage
Provides funds for postal related expenses for environmental newsletters and documents. (Total \$2,500)
- 8020 Special Department Expense
Provides funds water conservation and sustainability supplies and services including, but not limited to, computer supplies and subscriptions (\$350), expenditures related to promotional materials, event supplies, or other materials (\$2,650), Expenditures related to printing, document production, flyers, bill inserts, door hangers, custom items, and other media, marketing, or materials used for events, meetings, programs, outreach, and community classes related to water conservation education (\$22,000). (Total \$25,000)
- 8032 Water Efficiency Fee Projects
Provides funds for Expenditures related to Water Conservation Rebates for Residents (\$50,000), and Expenditures related to Water Efficiency initiatives, including Upper San Gabriel Valley MWD matching funds

towards Metropolitan Water District rebate programs (\$75,000). (Total \$125,000)

8060 Dues, Memberships, Subscriptions, and Books

Water Conservation related memberships, including American Water Works Association (AWWA) and California Water Efficiency Partnership (CalWEP). (Total \$2,500)

8070 Mileage Reimbursement

Provides funds for mileage reimbursement to water conservation, environmental and sustainability events. (Total \$200)

8090 Conference and Meeting Expense

Provides funds for attending conferences and meetings related to water conservation, environmental and sustainability. (Total \$2,000)

CAPITAL OUTLAY

8540 Automotive Equipment

Refurbishment of vehicle for promoting environmental conservation. (Total \$40,000)

DRAFT

COMMUNITY DEVELOPMENT DEPARTMENT FISCAL YEAR 2024-25 BUDGET SNAPSHOT

OVERVIEW

The Community Development Department is comprised of five divisions: Planning, Building and Safety, Community Improvement (code enforcement), Housing, and Film and Art. Staff in Community Development serves the Planning Commission, Cultural Heritage Commission, Design Review Board, and Public Art Commission. The Planning staff administers the City's Zoning Code including land use and development regulations, processes land use permits, and undertakes long range land use planning. The Building staff enforces construction standards to safeguard life, health, and property by reviewing building plans for code compliance, issuing building permits, and performing construction inspections. The Community Improvement staff works with property owners to secure compliance with the municipal code and health and safety issues. The Housing Division focuses on developing affordable housing policies and implementing strategies to improve housing opportunities for all income levels. The department is also home to the South Pasadena Film Office which coordinates all filming activity in the City.

Notable Changes - Wages and Benefits

Community Development is not requesting any new positions or changes to positions for Fiscal Year 2024-25.

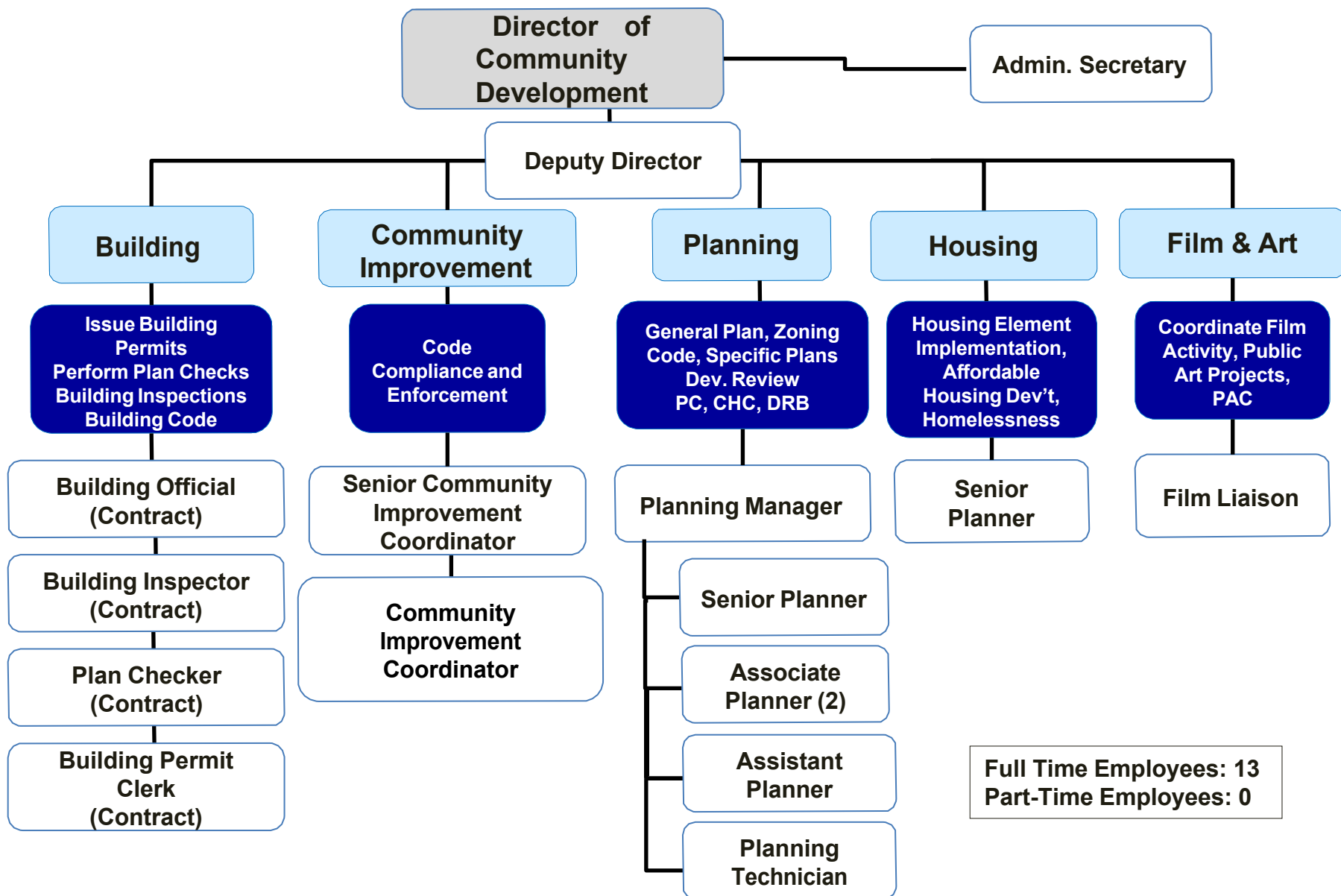
Notable Changes - Operations and Maintenance

The Community Development Department will continue to focus on implementation of the 6th Cycle Housing Element programs. The budget for Professional Services includes:

- rent stabilization analysis, program design, and community input;
- on call consultants for GIS and mapping;
- on call architect services for ministerial qualifying mixed-use/residential projects;
- code updates to the Cultural Heritage Ordinance; and
- technical analysis and education related to the height limit ballot measure.

Capital Outlay

The Housing Authority owned property at 308 San Pasqual is in need of some improvements including the replacement and relocation of the gas wall heater, potential reroof, and septic tank inspection and potential pumping.



	Actual	Actual	Actual	Adopted	Estimated	Adopted
EXPENDITURE SUMMARY	2020/21	2021/22	2022/23	2023/24	2023/24	2024/25
Wages & Benefits	1,108,800	1,304,611	1,549,492	1,981,414	1,697,528	1,856,242
Operations & Maintenance	721,329	1,124,402	2,023,786	2,135,581	1,389,100	1,823,150
Capital Outlay	-	-	36,876	-	-	-
Total Expenses by Category	1,830,130	2,429,014	3,610,154	4,116,995	3,086,628	3,679,392
[101-7011] Community Development	1,819,769	2,428,641	3,569,588	4,100,795	3,079,928	3,515,392
[105-7011] Facilities & Equipment Replacement	-	-	36,876	-	-	-
[228-7220] Housing Authority	10,361	373	3,690	16,200	6,700	139,000
[278-7011] Community Development	-	-	-	-	-	25,000
Total Expenses by Program	1,830,130	2,429,014	3,610,154	4,116,995	3,086,628	3,679,392

Acct	Tsk	Account Title	Actual 2020/21	Actual 2021/22	Actual 2022/23	Adopted 2023/24	Estimated 2023/24	Adopted 2024/25
7000	000	Salaries - Permanent	672,364	713,825	996,271	1,256,252	1,143,724	1,234,272
7010	000	Salaries - Temp / Part	142,722	103,634	140,094	127,310	79,014	43,386
7020	000	Overtime	1,041	3,742	19,520	15,000	9,413	15,000
7040	000	Holiday	14,192	8,755	-	7,229	-	5,783
7055	000	IOD - Non-Safety	-	-	-	-	3,222	-
7070	000	Leave Buyback	-	15,859	-	9,496	-	9,496
7100	000	Retirement	144,519	390,914	251,582	128,201	113,197	129,266
7100	010	CalPERS UAL	-	-	-	161,675	163,123	185,292
7108	000	Deferred Compensation	34,217	(24,752)	7,369	12,545	11,228	12,329
7110	000	Workers Compensation	9,415	9,067	13,002	15,125	13,135	14,328
7120	000	Disability Insurance	13,337	2,653	-	-	-	-
7122	000	Unemployment Insurance	1,360	-	-	-	-	-
7130	000	Group Health Insurance	54,223	60,861	92,581	210,060	130,382	174,431
7140	000	Vision Insurance	1,319	1,416	1,971	2,743	2,265	2,203
7150	000	Dental Insurance	4,915	5,406	7,532	10,250	8,222	8,072
7160	000	Life Insurance	668	665	1,009	1,287	1,113	1,163
7170	000	FICA - Medicare	14,508	12,569	18,561	24,241	19,488	21,221
		<WAGES & BENEFITS>	1,108,800	1,304,611	1,549,492	1,981,414	1,697,528	1,856,242
8000	000	Office Supplies	470	6,472	8,551	20,000	8,000	10,000
8010	000	Postage	6,769	2,639	6,574	15,000	7,000	7,000
8020	000	Special Department Expense	8,173	4,358	7,498	6,122	6,300	5,000
8040	000	Advertising	-	250	70,840	10,000	300	300
8050	000	Printing/Duplicating	10,526	10,644	6,275	11,000	3,500	6,000
8060	000	Dues & Memberships	25,400	12,050	13,328	15,009	15,900	15,610
8090	000	Conference & Meeting Expense	275	50	7,845	27,075	7,200	13,190
8100	000	Vehicle Maintenance	2,032	2,554	1,276	1,000	400	500
8110	000	Equipment Maintenance	-	-	-	-	-	-
8160	000	Legal Service	-	-	-	-	3,500	30,000
8165	000	Legal Fees - Comm Dev	-	-	90,132	-	-	-
8170	000	Professional Services	293,955	235,396	495,059	1,187,000	500,000	710,000
8180	000	Contract Services	351,629	849,618	1,307,660	794,500	830,000	857,500
8200	000	Training Expense	380	-	4,866	3,000	300	2,700
8257	000	Boards & Commissions	-	-	191	4,675	-	1,350
8260	000	Public Art	11,360	-	-	25,000	-	-
		<OPERATIONS & MAINTENANCE>	710,968	1,124,030	2,020,096	2,119,381	1,382,400	1,659,150
[101-7011] Community Development Total			1,819,769	2,428,641	3,569,588	4,100,795	3,079,928	3,515,392

COMMUNITY DEVELOPMENT

Budget Detail

101-7011

PERSONNEL SERVICES

- 7000 Regular Salaries
Provides for compensation for the Community Development Director, Deputy Director, Planning Manager, one Senior Planner for Housing Programs, one Senior Planner, two Associate Planners, one Assistant Planner, one Planning Counter Technician, one Film Liaison, one Senior Community Improvement Coordinator, one Community Improvement Coordinator, and one Administrative Secretary. Refer to the Appendix for a detailed allocation list.
- 7010 Salaries – Part-Time
Provides compensation for seasonal, temporary, and other non-salaried part-time employees.
- 7020 Overtime
Provides compensation for overtime duty for department staff.
- 7070 Leave Buyback
Provides funds to employees who opt to sell back hours of their leave balances.

OPERATIONS & MAINTENANCE

- 8000 Office Supplies
Provides funds for regular office supplies (\$10,000).
- 8010 Postage
Provides funds for postal expenses for City mailings. These expenses are recovered as part of application fees (\$7,000).
- 8020 Special Department Expense
Provides for special department supplies and services such as miscellaneous supplies and furniture (i.e. chairs), staff apparel for field and community events, code enforcement field equipment, planning books. (\$5,000)
- 8040 Advertising
Provides funds for non-legal notices required for SW Monterey Hills construction projects (\$300)
- 8050 Printing and Duplication
Provides funds for the printing and duplication of materials such as building permit forms, inspection forms, department envelopes, reproduction of maps, plans, department flyers/brochures, and other reports and materials (\$6,000).

- 8060 Dues, Memberships, Subscriptions, and Books
Provides funds for membership fees, dues, and publications of professional organizations and continuing education materials, such as the American Planning Association, California Association of Code Enforcement, International Council of Building Officials and California Preservation Foundation, and Film Liaisons in California Statewide (\$15,610).
- 8090 Conference and Meeting Expense
Provides funds for conference registration, and meeting expenses, including the annual conference of the California Chapter of the American Planning Association, National American Planning Association, California Association of Code Enforcement, SCANPH, CA Preservation Foundation (Total \$13,190).
- 8100 Vehicle Maintenance
Provides funds for operational costs for gas, oil, tires, batteries, parts, and repairs of Planning & Building hybrid vehicle (\$500).
- 8110 Equipment Maintenance
- 8160 Department Special Counsel
Provides attorney services related to Holy Family (\$30,000).
- 8170 Professional Services
Provides funding for consultant services and other services related to planning, building, community improvement, and housing including Strategic Plan priorities. Housing Element Policy and Programs:
- Potential HE Amendment and related CEQA documents (\$225,000)
 - Tenant Protections/Rent Stabilization Study (\$200,000)
 - Cultural Heritage Ordinance minor updates/revisions (\$50,000)
 - Height Limit Ballot Measure (\$50,000)
 - Missing Middle Housing Program (\$25,000)
- On Call City Architect for ministerial mixed use and residential projects (\$60,000)
On Call GIS and Mapping Services (\$40,000)
Planning, CEQA & Historic Resource Evaluation consultants (\$60,000)
(Total \$710,000)
- 8180 Contract Services
Provides for building inspection, building official, building clerk building permit issuance and plan checking services provided under contract by Transtech (\$850,000). Code Enforcement citation processing and collections (\$4,500) and emergency fencing/board ups (\$3,000)
(Total \$857,500)
- 8200 Employee Training
Provides funds for required job-related CEQA, land use, form based code and historic preservation training seminars, materials, and training sessions taken by employees on city time (\$2,700).
- 8257 Board & Commissions
Provides training funds for the Cultural Heritage Commission and Planning Commissions (\$1,350).

Acct	Tsk	Account Title	Actual 2020/21	Actual 2021/22	Actual 2022/23	Adopted 2023/24	Estimated 2023/24	Adopted 2024/25
8120	000	Building Maintenance	262	-	-	5,000	-	5,000
8121	000	Utility Credit - Arroyo House	1,100	1,000	1,100	1,200	1,200	2,000
8180	000	Contract Services	8,283	-	2,590	10,000	5,500	132,000
8182	000	Property Tax - Leased Property	716	(628)	-	-	-	-
<OPERATIONS & MAINTENANCE>			10,361	373	3,690	16,200	6,700	139,000
228 - HOUSING AUTHORITY TOTAL			10,361	373	3,690	16,200	6,700	139,000

HOUSING AUTHORITY

Budget Detail

228-7220

OPERATIONS & MAINTENANCE

8120 Building Maintenance

Provides for minor building maintenance of Arroyo House. (Total \$5,000)

8121 Utility Credit – Arroyo House

Provides credit of \$167 per month for the Arroyo House. (Total \$2,000)

8180 Contract Services

Provides funds to track habitability inspection requests (\$15,000), Fair Housing and Legal Services (\$95,000) and Financial Proforma Analysis and underwriting (\$22,000). (Total \$132,000)

			Actual	Actual	Actual	Adopted	Estimated	Adopted
Acct	Tsk	Account Title	2020/21	2021/22	2022/23	2023/24	2023/24	2024/25
8170	000	Professional Services	-	-	-	-	-	25,000
		<OPERATIONS & MAINTENANCE>	-	-	-	-	-	25,000
[278-7011] Community Development Total			-	-	-	-	-	25,000

Budget Detail	LEAP GRANT	278-7011
----------------------	-------------------	-----------------

OPERATIONS & MAINTENANCE

8170 Professional Services
 Financial Proforma Analysis and underwriting. (Total \$25,000)



LIBRARY DEPARTMENT FISCAL YEAR 2024-25 BUDGET SNAPSHOT

OVERVIEW

As a community anchor, the Library supports reading readiness, literacy, lifelong learning, recreation, and professional development with its collections, programs, services, and space. The Library is open 58 hours, 7 days a week, and has exceeded our statistical Key Performance Indicators in almost every category. Through April of Fiscal Year 2023-2024, 3,248 new library cards have been issued and 572 people on average have visited the Library each day. Items were checked out more than 265,670 times and librarians at our reference desks helped 75 daily and planned and presented 184 programs for kids, 42 for adults, and 6 all-ages events which were attended by more than 9,156 people.

The Library's accomplishments in Fiscal Year 2023-2024 were driven by our Strategic Plan and fell into four main categories: operations, technology, facility, and services. We launched a departmental Equity, Diversity and Inclusion Committee, implemented an acquisitions software module that enables us to get new materials into the hands of customers more quickly, launched an Ad Hoc Committee for the Library/Community Center site planning project, and improved communication and outreach to the community by adding more than 1,000 people to our email list, for a total of 5,786.

The Library's goals for Fiscal Year 2024-2025 are tied to the Strategic Plan. Staff will be focused on implementing a Radio Frequency Identification (RFID) system that will vastly improve efficiencies and expand the self-service options that customers expect from a modern library and on implementing new technology that improves printing and scanning options for customers. In collaboration with Public Works, the Library will also be focused on implementing critical safety improvements and completing overdue repairs to the building.

Notable Changes - Wages and Benefits

The Library is not requesting any new full-time positions for Fiscal Year 2024-2025.

Notable Changes - Operations and Maintenance

There are no notable changes to the Library's M&O budget in Fiscal Year 2024-2025.

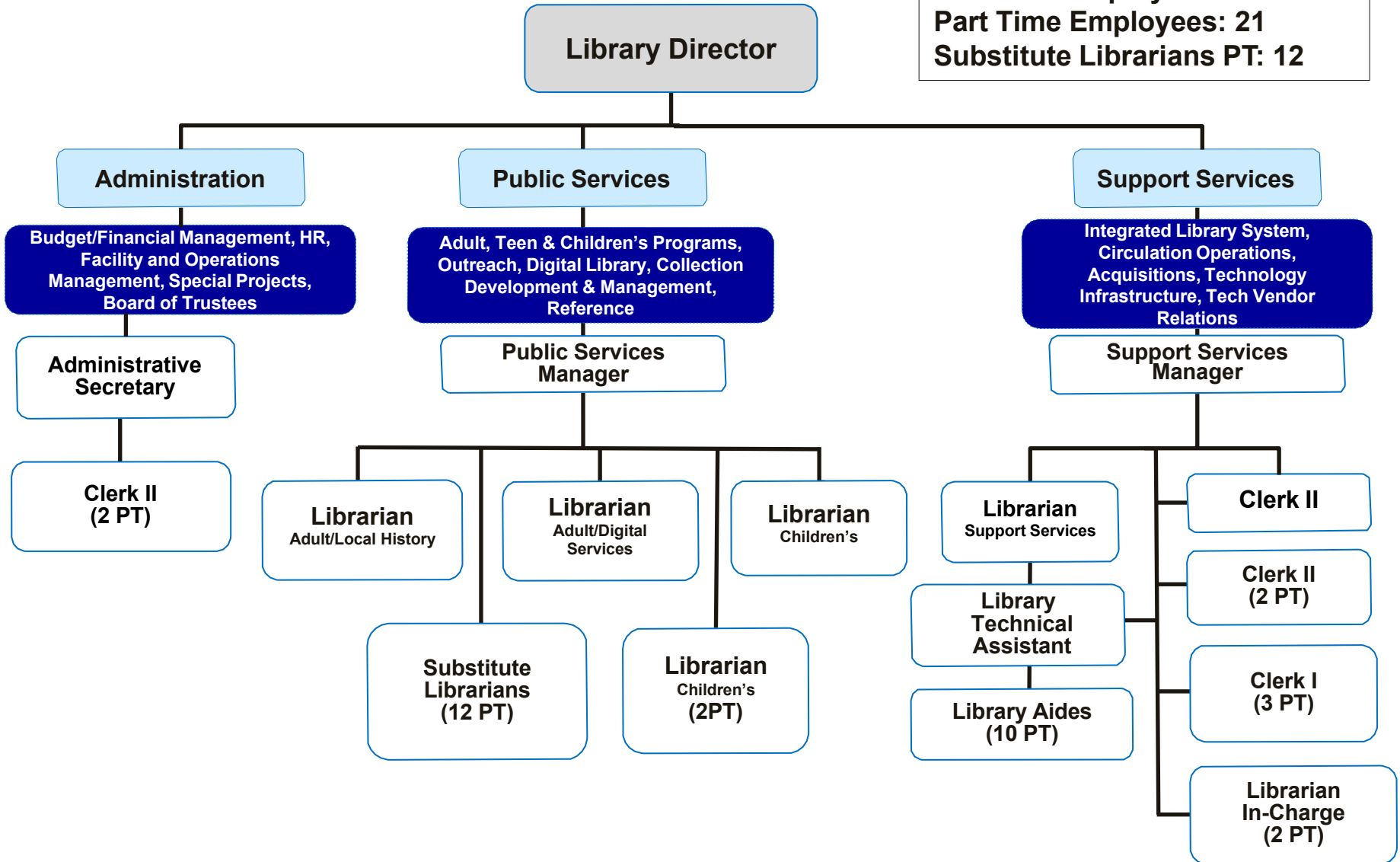
Capital Outlay

There is a significant reduction in Capital Outlay expenses as compared to the prior Fiscal Year when one-time funds were allocated for improvements to Teen area. Funds for safety-related improvements and building repairs are reflected in the Capital Improvement Plan, not in the Department's Capital Outlay budget.

Public Library

Fiscal Year 2024-25

Full Time Employees: 10
Part Time Employees: 21
Substitute Librarians PT: 12



	Actual	Actual	Actual	Adopted	Estimated	Adopted
EXPENDITURE SUMMARY	2020/21	2021/22	2022/23	2023/24	2023/24	2024/25
Wages & Benefits	1,335,189	1,544,306	1,499,933	1,810,839	1,591,086	1,878,828
Operations & Maintenance	248,738	284,301	271,371	341,395	348,971	263,650
Capital Outlay	24,442	10,525	61,696	59,000	44,000	1,500
Total Expenses by Category	1,608,369	1,839,131	1,833,000	2,211,234	1,984,057	2,143,978
[101-8011] Library	1,608,369	1,839,131	1,833,000	2,211,234	1,984,057	2,143,978
Total Expenses by Program	1,608,369	1,839,131	1,833,000	2,211,234	1,984,057	2,143,978

Acct	Tsk	Account Title	Actual 2020/21	Actual 2021/22	Actual 2022/23	Adopted 2023/24	Estimated 2023/24	Adopted 2024/25
7000	000	Salaries - Permanent	707,712	727,965	789,504	904,837	850,648	923,447
7010	000	Salaries - Temp / Part	250,634	252,424	330,182	360,000	310,063	421,993
7020	000	Overtime	155	519	237	-	101	-
7040	000	Holiday	23,432	13,727	1,391	13,598	487	10,981
7070	000	Leave Buyback	-	-	5,965	18,553	-	18,553
7100	000	Retirement	190,818	446,798	206,203	100,577	100,719	102,915
7100	010	CalPERS UAL	-	-	-	153,309	154,682	179,137
7108	000	Deferred Compensation	31,618	(28,545)	5,027	8,947	8,227	9,120
7110	000	Workers Compensation	11,479	12,623	14,028	19,762	13,679	16,846
7120	000	Disability Insurance	-	-	-	-	-	-
7122	000	Unemployment Insurance	1,029	-	-	-	-	-
7130	000	Group Health Insurance	84,889	83,898	105,455	154,200	111,540	139,753
7140	000	Vision Insurance	1,610	1,800	1,748	2,174	1,941	2,023
7150	000	Dental Insurance	6,022	7,034	6,930	7,840	7,108	7,397
7160	000	Life Insurance	899	866	894	990	861	990
7170	000	FICA - Medicare	24,892	25,197	32,370	66,051	31,030	45,672
<WAGES & BENEFITS>			1,335,189	1,544,306	1,499,933	1,810,839	1,591,086	1,878,828
8000	000	Office Supplies	6,359	7,297	6,362	7,500	7,000	7,000
8010	000	Postage	1,738	1,118	1,289	2,200	1,900	1,900
8020	000	Special Department Expense	15,160	30,645	20,392	22,500	36,270	22,600
8030	000	Library Periodicals	6,715	6,959	6,601	7,100	6,827	7,100
8031	000	Electronic Resources	20,619	20,433	19,982	20,000	19,909	23,925
8040	000	Advertising	1,287	204	475	-	-	-
8050	000	Printing/Duplicating	1,480	3,989	3,491	4,500	4,400	4,500
8060	000	Dues & Memberships	4,060	4,106	4,205	5,400	4,965	5,350
8070	000	Mileage/Auto Allowance	-	-	-	100	-	600
8080	000	Books/DVDs/CDs	70,843	86,375	105,917	110,000	110,000	110,000
8083	000	E-Books	33,288	32,648	34,985	36,000	38,000	36,000
8085	000	City-wide Reading Program	-	-	-	-	-	-
8090	000	Conference & Meeting Expense	-	100	1,377	6,845	1,000	3,700
8110	000	Equipment Maintenance	405	1,389	2,960	3,000	2,700	5,000
8120	000	Building Maintenance	24,552	4,294	2,827	6,250	4,000	5,250
8140	000	Utilities	-	-	-	-	-	-
8151	000	CENIC WiFi Expenses	5,646	12,241	(429)	11,500	9,000	9,300
8155	000	Rental/Lease	-	-	-	450	450	450
8170	000	Professional Services	2,625	6,611	26,855	10,000	15,800	8,500
8180	000	Contract Services	51,941	64,700	31,329	84,050	84,050	9,275
8200	000	Training Expense	1,820	199	1,488	2,500	1,200	1,500
8257	000	Boards & Commissions	200	992	1,266	1,500	1,500	1,700
<OPERATIONS & MAINTENANCE>			248,738	284,301	271,371	341,395	348,971	263,650
8500	000	Building & Improvements	15,962	5,882	46,235	10,000	10,000	-
8520	000	Machinery & Equipment	4,151	2,837	13,425	49,000	34,000	-
8521	000	Mach. & Equip. - Library Ops. Study	3,150	-	-	-	-	-
8530	000	Computer Equipment	1,179	1,806	2,036	-	-	1,500
<CAPITAL OUTLAY>			24,442	10,525	61,696	59,000	44,000	1,500
[101-8011] Library Total			1,608,369	1,839,131	1,833,000	2,211,234	1,984,057	2,143,978

PERSONNEL SERVICES7000 Regular Salaries

Provides compensation for a full-time staff of ten positions. These include 1 Library Director; 1 Public Services Manager, 1 Support Services Manager, 2 Adult Services Librarians, 1 Support Services Librarian, 1 Children's Librarian, 1 Administrative Secretary, 1 Library Technical Assistant, and 1 Library Clerk II.

7010 Wages - Seasonal and Part-Time Employees

Covers the compensation of part-time library staff members who are paid hourly rates.

7020 Overtime

Provides compensation for any overtime use throughout the year, at one and one-half times the regular salary or wage. Overtime is very sparingly used to compensate non-exempt professional staff when program preparations, meetings, etc. require them to work beyond a regular 8-hour workday.

OPERATIONS & MAINTENANCE8000 Office Supplies

Provides funds for the purchase of paper, stationery, rolls for receipt printers, folders, notepads, cash register and mailing supplies, toner, business cards, name badges, and general office supplies. (Total \$7,000)

8010 Postage

Covers postage fees for correspondence, grant applications, invitations, overdue material notifications, and inter-library loan items lent or returned to their owning institutions. (Total \$1,900)

8020 Special Department Expense

Funds the purchase of barcodes, security strips, CD and DVD cases and sleeves, supplies for children's programs, book trucks, archival supplies, book jackets, mending tape, display racks, and other miscellaneous provisions. Also provides funds for collection development resources for staff, performers' fees, special event insurance for Library programs, and software that supports the provision of services and resources to the public. (Total \$22,600)

8030 Periodicals

Provides funds for hard copy magazine and English and foreign language newspaper subscriptions, including the *South Pasadena Review*, *South Pasadenan*, *Pasadena Star-News*, *Los Angeles Times*, and many others. (Total \$7,100)

8031 Digital Resources

Provides funds for the purchase or licensing of digital resources, which are remotely available 24/7. Resources include live tutoring and homework help, encyclopedias, streaming films, resources for readers, and interactive and foreign language e-books for kids. (Total \$23,925)

8050 Printing and Duplication

Provides funds for the printing and duplication of brochures, promotional bookmarks, magnets, posters, library card applications, and a variety of other printed materials for the public. (Total \$4,500)

8060 Dues and Memberships

Supports membership to the California Library Association, the Califa libraries consortium, Southern California Library Cooperative (a joint powers authority), American Library Association, and other professional organizations. Memberships provide discounted pricing on selected resources, continuing education, professional development, and networking opportunities. (Total \$5,350)

8070 Mileage Reimbursement

Addresses mileage reimbursement when a staff member's private vehicle is used to conduct City business. Used primarily to for attending required professional organization meetings and to support the training and continuing education of staff members at off-site workshops and trainings. (Total \$600)

8080 Books/DVDs/CDs

Provides funds for the purchase and outsourced physical processing of books, music and audiobook CDs, and DVDs and Blu-rays. Annual circulation of materials exceeds 315,000. (Total \$110,000)

8083 E-Books

Provides funds for the purchase of circulating digital books and digital audiobooks for children, teens, and adults. Annual circulation of digital books and audiobooks exceeds 35,000. (Total \$36,000)

8090 Conference and Meeting Expense

Provides funds for conference and meeting travel expenses and registration fees for staff. The American Library Association annual conference will be held in San Diego in June 27 – July 2, 2024, and the California Library Association conference will be held in Pasadena in October 2024. (\$3,700)

8110 Equipment Maintenance

Includes funds for maintenance of miscellaneous Library equipment, such as security gates, air purifiers, paper cutters, and letter sorters. (Total \$5,000)

8120 Building Maintenance

Provides funds for elevator permit, miscellaneous emergency janitorial, plumbing, electrical, and other service and repairs, supplies related to building maintenance, funds for exterior power washing and interior furniture and carpet cleaning, and for automated ADA door repairs. (Total \$5,250)

8151 CENIC Wi-Fi Expenses

Provides funding for the out-of-pocket cost of high capacity, high speed broadband connectivity for public and staff Wi-Fi. The Library receives California Teleconnect Fund (CTF) and Federal Communications Commission Schools and Libraries Program E-Rate reimbursements for a portion of this amount. (Total \$9,300)

8155 Rental/Lease

Funds for postage meter lease. (\$450)

8170 Professional Services

Includes \$7,500 for administering the Library Special Tax, including preparing and submitting the tax roll, and \$1,000 for graphic design services. (Total \$8,500)

8180 Contract Services

Provides \$450 for security alarm maintenance, \$1,100 for fire alarm system maintenance, \$1,850 for emergency lighting system maintenance, and \$2,975 for theft detection system and self-check kiosk maintenance. and (\$2,900) for library asset recovery services . (Total \$9,275)

8200 Training Expense

Provides funds for training materials, seminars, webinars, and job-related training sessions for library staff. (Total \$1,500)

8257 Boards/Commissions

Funds for Library Board of Trustees' attendance at the annual California public library advocates workshop and the California Library Association annual conference, as well as design, printing, honoraria, and other expenses of the Trustees' Annual Volunteer Recognition event. (Total \$1,700)

CAPITAL OUTLAY

8500 Building Improvements

No funds requested Fiscal Year 2024-2025.

8520 Machinery & Equipment

No funds requested Fiscal Year 2024-2025.

8530 Computer Equipment

Funds to purchase/replace barcode readers. (\$1,500)

DRAFT



COMMUNITY SERVICES FISCAL YEAR 2024-25 BUDGET SNAPSHOT

OVERVIEW

The Community Services Department is pleased to submit the Fiscal Year 2024-25 budget proposal. The Community Service Department provides services within four divisions: Senior Division, Recreation Youth Division, Community Transit, and Community Services Division.

The following is a synopsis of the fiscal year for the Community Services Department.

The Senior Citizens Center, a multi-purpose facility, provides older adults with educational, social, physical, nutritional, and emotional services and 12 city special events such as the Thanksgiving Luncheon and the citywide Memorial Day Celebration. On-site meals, classes, and programs have resumed in person. Home-delivered meals continue to serve seniors residing within city limits.

The Recreation and Youth Division operates out of the Orange Grove Recreation Center and coordinates recreational classes for children and adults, after-school and summer camp, facility, and park reservation, and a total of 14 city events such as Concerts in the Park, Eggstravaganza, Spooktacular, and Breakfast with Santa.

Community Transit operates the Dial a Ride Program, which offers essential services for seniors, including rides to medical appointments, grocery stores, financial institutions, and social gatherings provided by the City. The Division has experienced an increase in ridership since the pandemic. A new All-Electric 14 Passenger Van was purchased and is in operation. The Division is undergoing an analysis of the Dial-A-Ride program.

The Community Services Division provides general department oversight plus budget and grant administration, park improvements, community liaison activities, and contract management of the Arroyo Seco Golf Course (Golf Course), Arroyo Seco Racquet Club, San Pascual Stables, South Pasadena Batting Cages, Ironworks Museum, and Tower Venture Cellular. All agreements have been fully executed with new contract terms except for the Golf Course which the agreement is on a month-to-month. The Golf Course completed a Market Support and Financial Analysis. The Golf Course Comprehensive Plan is underway.

The Department implemented a new registration software called CivicPlus which has enhanced the registration and reservation processes. This software allows families to register or enroll in classes and programs from home, leaving time for staff to complete other work tasks.

A Parks Master Plan Request for Proposals was publicized and awarded and will be funded by Park Impact Fees. This Master Plan will result in a capital improvement plan for the City parks, fields, and gazebos.

Community Services handles all Special Events/Co-sponsorship Events in the City. In FY 23/24, there were a total of 18 events the Department managed. These events range from the Chamber of Commerce Arts Crawls, Holiday Lighting, and Eclectic Music Festival, South Pasadena Educational Foundation Parti Gras, South Pasadena Homecoming, South Pas Flea Market, Marengo Elementary School Lunar New Year, South Pasadena Boosters Tiger Run and Institute for the Redesign of Learning 5k/10k Run/Walk and Wellness Fair.

The staff supports the Community Services Commission, Festival of Balloons, and the South Pasadena Tournament of Roses Committee.

Notable Changes- Wages and Benefits

Notable Changes- Operations and Maintenance

Senior Center:

- Upgrade the lobby, library, and staffing furniture
- Quarterly outreach mailers for senior programs

Administration:

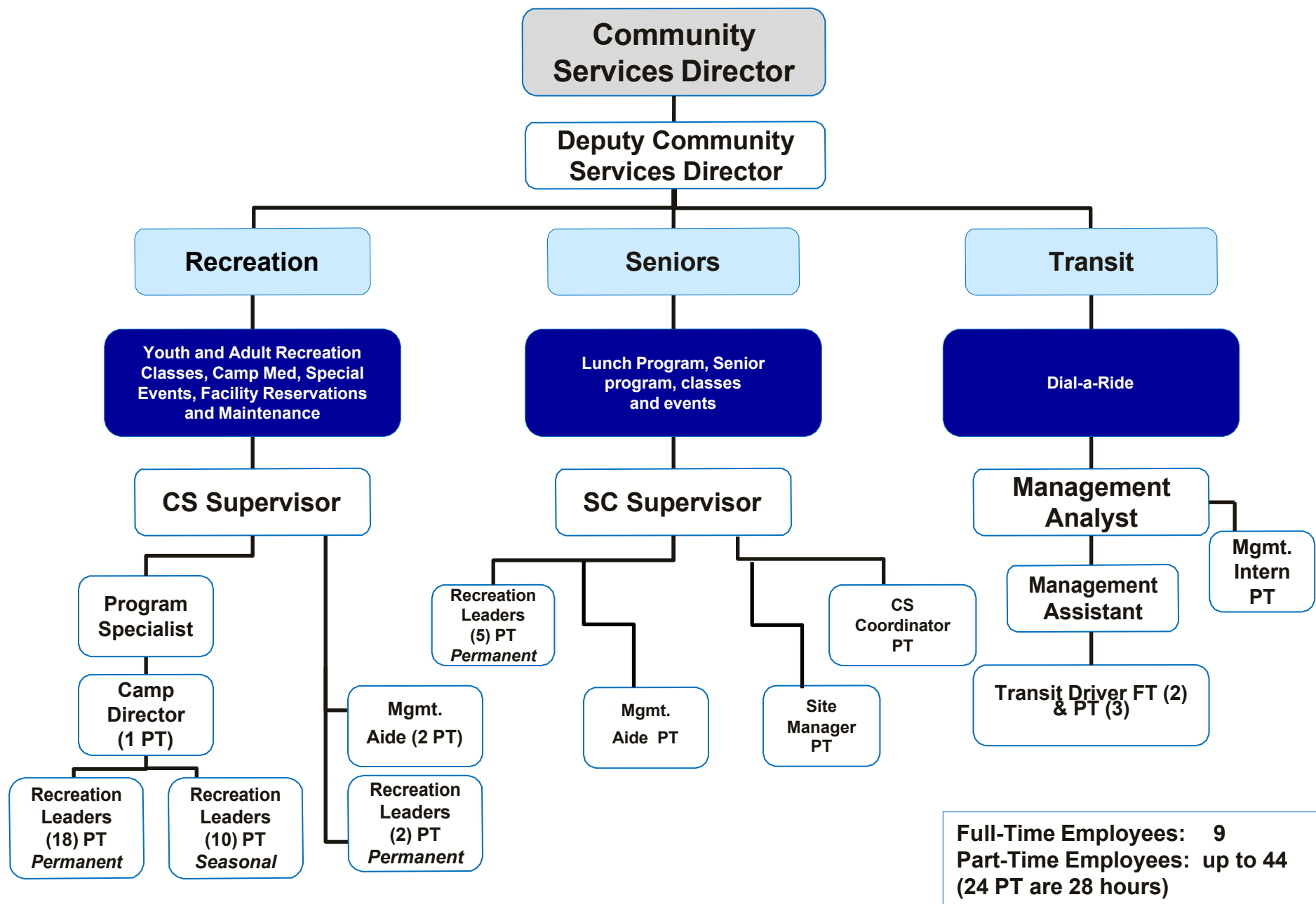
- Installment of a new park sign at the Nature Park
- Arroyo Seco Golf Course Master Plan
- Opening of the South Pasadena Batting Cages

Recreation:

- Painting of Camp Med room
- Purchase new kid-size furniture for Camp Med

Capital Outlay

Construction of Berkshire and Grevelia Pocket Parks - see CIP (Park Impact Fees).



	Actual	Actual	Actual	Adopted	Estimated	Adopted
EXPENDITURE SUMMARY	2020/21	2021/22	2022/23	2023/24	2023/24	2024/25
Wages & Benefits	1,000,618	1,406,389	1,598,132	2,001,549	1,527,955	1,946,838
Operations & Maintenance	1,408,533	1,826,734	2,114,892	2,163,093	1,950,463	2,310,341
Capital Outlay	66,516	-	175,843	-	-	246,362
Total Expenses by Category	2,475,667	3,233,123	3,888,867	4,164,642	3,478,418	4,503,541
[101-8021] Senior Services	202,374	237,957	385,763	437,749	371,625	416,051
[101-8031] Community Services	217,223	276,302	366,840	373,413	302,546	469,477
[101-8032] Recreation and Youth Services	323,135	835,939	858,103	1,085,519	729,718	1,009,384
[205-2210] Prop "A" Administration	13,204	12,902	16,056	27,139	30,693	28,754
[205-8024] Transit Planning	143,026	86,928	299,015	198,220	201,031	469,720
[205-8025] Dial-A-Ride	159,057	177,792	329,550	762,915	583,111	644,540
[207-2260] Prop "C" Administration	6,602	4,491	7,153	-	-	-
[207-8025] Dial-A-Ride	236,178	242,954	221,218	-	22,744	-
[226-2029] Mission Meridian Public Garage	9,650	9,052	8,041	15,000	9,200	15,000
[260-8023] CDBG Senior Nutrition Prog	62,980	65,950	23,292	19,599	19,599	19,104
[275-6410] Park Maintenance	18,050	15,035	3,099	-	-	-
[295-8032] Recreation and Youth Services	(39,500)	50,508	-	-	-	-
[295-8041] General Administration	454,446	512,974	540,988	467,656	464,918	520,218
[295-8042] Golf Course Maintenance	378,623	423,131	461,478	502,590	470,125	537,068
[295-8043] Range	143,203	162,405	197,089	182,475	163,550	207,259
[295-8044] Golf Shop	128,569	103,494	126,880	79,050	91,950	145,696
[295-8045] Food Service	18,846	15,308	14,594	13,316	17,609	21,270
[206-8031] Community Services	-	-	29,710	-	-	-
Total Expenses by Program	2,475,667	3,233,123	3,888,867	4,164,642	3,478,418	4,503,541

Acct	Tsk	Account Title	Actual 2020/21	Actual 2021/22	Actual 2022/23	Adopted 2023/24	Estimated 2023/24	Adopted 2024/25
7000	000	Salaries - Permanent	61,759	33,741	74,007	76,654	87,569	127,575
7010	000	Salaries - Temp / Part	86,307	107,644	154,583	170,665	147,693	99,666
7020	000	Overtime	-	-	-	2,000	-	2,000
7040	000	Holiday	-	-	1,103	-	-	-
7070	000	Leave Buyback	-	-	-	2,193	-	2,193
7100	000	Retirement	21,180	50,302	18,158	6,132	14,253	10,436
7100	010	CalPERS UAL	-	-	-	-	-	-
7108	000	Deferred Compensation	732	178	769	767	845	1,276
7110	000	Workers Compensation	1,575	1,640	2,578	2,686	2,505	2,468
7122	000	Unemployment Insurance	-	-	-	-	-	-
7130	000	Group Health Insurance	7,805	4,290	8,580	8,580	9,482	23,315
7140	000	Vision Insurance	140	82	165	165	165	285
7150	000	Dental Insurance	525	305	607	610	579	1,029
7160	000	Life Insurance	58	50	99	99	99	149
7170	000	FICA - Medicare	4,352	3,430	6,534	14,167	6,901	9,474
		<WAGES & BENEFITS>	184,433	201,662	267,183	284,718	270,092	279,865
8000	000	Office Supplies	1,306	2,685	1,879	3,000	3,000	3,000
8010	000	Postage	1,343	1,914	3,252	2,500	2,500	2,500
8020	000	Special Department Expense	2,480	14,698	27,952	30,700	28,980	22,200
8040	000	Advertising	-	-	2,102	3,780	3,553	1,000
8050	000	Printing/Duplicating	209	160	1,297	4,500	4,500	4,500
8060	000	Dues & Memberships	-	90	887	1,030	929	1,080
8090	000	Conference & Meeting Expense	-	625	3,807	2,000	1,573	2,000
8110	000	Equipment Maintenance	220	-	269	3,500	3,530	3,500
8120	000	Building Maintenance	152	451	714	2,300	2,300	2,100
8140	000	Utilities	-	-	-	-	-	-
8150	000	Telephone	-	-	-	-	-	-
8170	000	Professional Services	-	-	-	-	-	-
8180	000	Contract Services	9,078	1,837	43,396	63,461	20,088	58,506
8200	000	Training Expense	-	25	494	800	360	800
8264	000	Special Events	93	2,390	18,248	17,000	17,000	19,000
8267	000	Classes	-	11,143	13,872	16,000	13,000	16,000
8300	000	Lease Payment	1,043	276	413	2,460	220	-
		<OPERATIONS & MAINTENANCE>	15,925	36,295	118,580	153,031	101,532	136,186
8520	000	Machinery & Equipment	2,016	-	-	-	-	-
8530	000	Computer Equipment	-	-	-	-	-	-
		<CAPITAL OUTLAY>	2,016	-	-	-	-	-
[101-8021] Senior Services Total			202,374	237,957	385,763	437,749	371,625	416,051

Budget Detail	SENIOR SERVICES	101-8021
----------------------	------------------------	-----------------

PERSONNEL SERVICES

- 7000 Regular Salaries
Compensation for Community Services Supervisor and coordinator (1x28).
- 7010 Wages – Seasonal/Part-Time Employees
Provides funds for Senior Services Division Part-Time Staff: Management Aide (1 x18 hours), Site Manager (1 x 28 hours), Recreation Leaders (2 x 28 hours and 3 x 18 hours), and Coordinator (1 x 28).
- 7070 Leave Buyback
Provides funds for staff that opt to sell back hours of their leave balance.

OPERATIONS & MAINTENANCE

- 8000 Office Supplies
Office Supplies (\$3,000). (Total \$3,000)
- 8010 Postage
Monthly senior newsletter (\$1,800), Senior Center Membership renewal notices (\$500), and special event advertising (\$200). (Total \$2,500)
- 8020 Special Department Expenses
Volunteer recognition program (\$1,800), yearly lectures (\$2,400), yearly film discussion (\$1,800), health and resource fair (\$2,800), senior center event supplies (\$3,200), Home Delivery meal program supplies (\$2,500), coffee service (\$2,700), cleaning supplies (\$2,000), volunteer mileage (\$1,000), and staff uniforms (\$2,000). (Total \$22,200)
- 8040 Advertising
Promote senior services and events such as four newspaper advertisements (\$1,000). (Total \$1,000)
- 8050 Printing & Duplication
Print monthly senior newsletter (\$3,000), business envelopes (\$900), and printing event flyers (\$600). (Total \$4,500)
- 8060 Dues, Memberships & Subscriptions
California Parks and Recreation Society (CPRS) annual membership for Community Services Coordinator and Community Services Supervisor (\$315), Municipal Management Association of Southern California (MMASC) annual membership for Community Services Coordinator and Community Services Supervisor (\$250), National Recreation and Park Association annual membership for Community Services Supervisor

(\$115), Netflix subscription for Senior Cinema Program (\$240), and Canva subscription (\$160). Total (\$1,080)

8090 Conference & Meeting Expenses

Community Services Supervisor to attend CPRS annual conference in 2025 (\$2,000) Total (\$2,000)

8110 Equipment Maintenance

Annual kitchen equipment maintenance (\$3,000) and kitchen fire suppression system (\$500). Total (\$3,500)

8120 Building Maintenance

Pressure washing of Senior Center entrance (\$500), cleaning of stainless-steel surfaces in the kitchen three times a year (\$1,000), cleaning of drapes (\$600). Total (\$2,100)

8180 Contract Services

Contract catering for the senior nutrition program is \$77,610. Community Development Block Grant (CDBG) provides partial funding of \$19,104. City to subsidize a total of \$17,106 based on an estimated revenue of \$41,400 (approximately 13,800 meals). Total (\$58,506)

8200 Training Expense

Training and seminars (\$800).

8264 Special Events & Excursions

Senior excursions (\$6,000), funds for 12 special events (\$6,000), entertainment for 12 special events (\$6,000), and Memorial Day Program (\$1,000). Total (\$19,000)

8267 Classes

Payments to independent contract instructors for quarterly senior leisure classes at the senior center. Instructors are generally reimbursed 80% of their total class revenue. The City retains 20%. Based on prior years, it is estimated that senior leisure classes will generate \$20,000 next year. 80% of which is paid to independent contract instructors. Total (\$16,000)

Acct	Tsk	Account Title	Actual 2020/21	Actual 2021/22	Actual 2022/23	Adopted 2023/24	Estimated 2023/24	Adopted 2024/25
7000	000	Salaries - Permanent	125,581	154,652	175,294	168,858	131,910	172,236
7010	000	Salaries - Temp / Part	-	841	-	10,500	-	10,500
7020	000	Overtime	-	-	-	-	-	31,900
7040	000	Holiday	6,446	5,114	-	3,034	-	2,428
7070	000	Leave Buyback	-	-	-	3,989	-	3,989
7100	000	Retirement	30,577	76,257	54,344	22,391	17,437	22,925
7100	010	CalPERS UAL	-	-	-	50,114	50,563	57,772
7108	000	Deferred Compensation	5,868	(4,150)	1,822	1,689	1,307	1,722
7110	000	Workers Compensation	1,349	1,830	2,106	1,943	1,493	1,982
7122	000	Unemployment Insurance	15,449	-	-	-	-	-
7130	000	Group Health Insurance	10,857	9,860	13,155	12,285	11,101	14,966
7140	000	Vision Insurance	117	174	193	165	137	165
7150	000	Dental Insurance	433	718	819	682	564	660
7160	000	Life Insurance	70	103	117	99	82	99
7170	000	FICA - Medicare	1,915	2,367	2,603	2,448	1,871	2,497
		<WAGES & BENEFITS>	198,662	247,767	250,452	278,197	216,466	323,840
8000	000	Office Supplies	779	1,034	1,000	1,000	1,000	1,000
8010	000	Postage	-	646	650	650	650	650
8020	000	Special Department Expense	6,218	12,887	16,133	8,261	3,875	10,796
8040	000	Advertising	-	-	-	1,000	1,000	1,000
8050	000	Printing/Duplicating	-	-	11,082	6,000	4,500	200
8060	000	Dues & Memberships	555	650	705	705	705	705
8090	000	Conference & Meeting Expense	-	793	1,296	2,000	1,000	2,250
8110	000	Equipment Maintenance	200	4,307	5,960	4,100	4,100	4,100
8120	000	Building Maintenance	4,700	1,575	8,484	12,500	11,500	11,000
8140	000	Utilities	221	40	-	-	-	-
8170	000	Professional Services	-	-	-	-	-	-
8180	000	Contract Services	5,557	5,889	24,254	8,450	7,200	8,916
8200	000	Training Expense	-	-	200	250	250	-
8264	000	Special Events	-	576	46,432	50,000	50,000	103,100
8300	000	Lease Payment	330	138	193	300	300	1,920
		<OPERATIONS & MAINTENANCE>	18,561	28,536	116,388	95,216	86,080	145,637
8510	000	San Pascual Stables LLC CIF	-	-	-	-	-	-
		<CAPITAL OUTLAY>	-	-	-	-	-	-
[101-8031] Community Services Total			217,223	276,302	366,840	373,413	302,546	469,477

Budget Detail	COMMUNITY SERVICES	101-8031
----------------------	---------------------------	-----------------

PERSONNEL SERVICES

- 7000 Regular Salaries
Compensation for Community Services Director (75%) and Deputy Director (25%).
- 7010 Wages – Seasonal/Part-Time Employees
Provide funds for part-time staff for the Fourth of July (\$10,500).
- 7020 Overtime
Provides compensation for Fourth of July Staffing from All Departments (Total \$31,900).
- 7070 Leave Buyback
Provides funds to employees who opt to sell back hours of their leave balances.

OPERATIONS & MAINTENANCE

- 8000 Office Supplies
Office paper, computer supplies, meeting supplies, and miscellaneous supplies. Total (\$1,000)
- 8010 Postage
Mailing of general information on recreation and facility rental programs, community outreach for special projects, and special events. Total (\$650)
- 8020 Special Department Expense
Community Garden Caltrans lease payment (\$100), department staff shirts (\$400), key duplication (\$200), Memorial Garden boulder engraving (\$375), Replacement of refrigerator at War Memorial Building (\$6,000), Groundbreaking ceremonies for Pocket Parks (\$500), and Licensing fees for concerts for SESAC (\$1159), BMI (\$421), ASCAP (\$434), All Track (\$357), Global Music Rights (\$850). Total (\$10,796)
- 8040 Advertising
Newspaper advertisement and Social Media Boosts. Total (\$1,000)
- 8050 Printing and Duplication
Provides for special event flyers and posters. Total (\$200)

- 8060 Dues, Memberships & Subscriptions
Provides funds for the California Parks and Recreation Society annual membership for Agency Membership CPRS, Deputy Director CPRS membership. Total (\$705)
- 8090 Conference & Meeting Expenses
Provide funds for Community Services Director and Deputy Director to attend the CPRS annual conference and staff training. Total (\$2,250)
- 8110 Equipment Maintenance
War Memorial Building semi-annual range hood cleaning (\$1,000), annual maintenance of fire suppression equipment at War (\$850) Annual Maintenance of Appliances at War and Senior Center (\$2,250). Total (\$4,100)
- 8120 Building Maintenance
Provides for unexpected repairs, maintenance or additional cleaning including cleaning of drapes, and hardwood floors at city facilities including War Memorial Building, Youth House, Eddie Park, and Orange Grove facilities. Total (\$11,000)
- 8180 Contract Services
Provides funds for the security & fire alarm for Youth House (\$1,296), fire alarm at War Memorial Building (\$718), security Alarm at War Memorial Building (\$1,188), Fire and security at Eddie Park (\$1,656), Security and Fire Alarm for Ironworks Museum (\$1,308), Security and Fire Alarm for Senior Center (\$1,250), Peafowl Management Program (\$1,500). Total (\$8,916)
- 8264 Special Events
The Fourth of July Event includes a parade, a party in the park, and fireworks show. (Meridian Barricades \$15,000, Radios \$500, Power washing \$1,350, poster art contest \$500, Sound for parade \$1,300, street pole banners \$6,000, Car rentals \$3,350, Event Shirts \$1,500, Food booth enclosures \$600, Decorations, supplies, prizes \$2,000, DJ \$500, Pancake Breakfast tickets \$600, Awards \$100, Jumpers \$2,000, Portable restroom, handwashing stations and 3-compartment sink \$1,500, LA County Health permit \$1,300, Fireworks show \$40,000, Sound, lighting, stage for fireworks show \$10,000, Band \$3,000, Street banner \$2,000, SPUSD permit \$10,000) Total (\$103,100)
- 8300 Lease Payment
Provides partial funds for annual postage meter for the department. Total (\$1,920)

Acct	Tsk	Account Title	Actual 2020/21	Actual 2021/22	Actual 2022/23	Adopted 2023/24	Estimated 2023/24	Adopted 2024/25
7000	000	Salaries - Permanent	89,537	129,512	100,291	143,183	103,714	157,605
7010	000	Salaries - Temp / Part	83,074	277,459	382,408	508,295	287,406	488,172
7020	000	Overtime	-	3,740	1,467	2,500	1,484	2,500
7040	000	Holiday	3,189	2,353	1,895	2,347	640	2,012
7070	000	Leave Buyback	-	-	-	2,193	-	2,193
7100	000	Retirement	35,089	96,881	20,481	26,455	11,833	12,892
7108	000	Deferred Compensation	3,535	(2,901)	1,032	1,432	1,453	1,576
7110	000	Workers Compensation	2,006	4,703	5,430	10,897	4,348	7,115
7130	000	Group Health Insurance	6,922	10,639	11,100	11,100	11,100	12,288
7140	000	Vision Insurance	265	343	329	329	329	329
7150	000	Dental Insurance	864	1,271	1,507	1,510	1,479	1,479
7160	000	Life Insurance	140	197	198	198	198	198
7170	000	FICA - Medicare	5,273	19,746	26,228	40,961	20,464	39,630
		<WAGES & BENEFITS>	229,894	543,942	552,367	751,400	444,448	727,990
8000	000	Office Supplies	372	2,291	2,401	2,500	2,500	2,500
8010	000	Postage	500	250	1,250	1,250	1,250	1,250
8020	000	Special Department Expense	536	1,981	7,199	5,200	4,700	5,200
8040	000	Advertising	138	-	25	2,800	1,800	2,800
8050	000	Printing/Duplicating	-	6	-	2,400	1,600	1,200
8060	000	Dues & Memberships	-	555	523	1,195	1,195	1,045
8090	000	Conference & Meeting Expense	-	1,938	3,014	2,500	2,500	2,800
8110	000	Equipment Maintenance	-	-	156	850	850	850
8120	000	Building Maintenance	-	18,595	8,814	20,450	19,000	2,300
8180	000	Contract Services	6,685	8,038	24,421	23,004	21,500	21,104
8200	000	Training Expense	-	-	90	800	700	-
8264	000	Special Events	1,455	29,577	52,092	56,800	51,800	54,300
8267	000	Classes	80,987	198,170	152,673	149,000	119,000	130,000
8268	000	Camp Services	2,261	27,118	49,107	57,960	55,575	56,045
8269	000	Teen Center	120	3,271	3,776	7,150	1,300	-
8300	000	Lease Payment	187	207	193	260	-	-
		<OPERATIONS & MAINTENANCE>	93,241	291,997	305,736	334,119	285,270	281,394
[101-8032] Recreation and Youth Services Total			323,135	835,939	858,103	1,085,519	729,718	1,009,384

PERSONNEL SERVICES

- 7000 Regular Salaries
Compensation for the Youth Services Supervisor and Program Specialist.
- 7010 Wages – Seasonal/Part-Time Employees
Provides funds for Recreation Division Recreation Leaders (16 x 18 hours and 20 x 28 hours), Camp Director (1 x 28 hours), and Management Aide (2 x 28 hours)
- 7020 Overtime
Provides compensation for hours worked beyond the normal workweek.
- 7070 Leave Buyback
Provides funds for staff that opt to sell back hours of their leave balance.

OPERATIONS & MAINTENANCE

- 8000 Office Supplies
Office supplies (\$2,500). (Total \$2,500)
- 8010 Postage
Event promotion and advertising (\$250). (Total \$1,250)
- 8020 Special Department Expense
Cleaning supplies (\$400), replacement of basketball court nets (\$100), staff uniform (\$2,000), and replenishment of first aid kits for special events (\$200), special events equipment (\$2,500). (Total \$5,200)
- 8040 Advertising
Newspaper advertisements for quarterly recreation classes (\$2,800). Total (\$2,800)
- 8050 Printing and Duplication
Program promotional flier (\$1,200). (Total \$1,200)
- 8060 Dues, Memberships & Subscriptions
California Parks and Recreation Society (CPRS) annual membership for Community Services Supervisor and Program Specialist (\$300), Municipal Management Association of Southern California (MMASC) annual membership for Community Services Supervisor and Program Specialist (\$250), National Recreation and Park Association annual membership for Community Services Supervisor and Program specialist (\$295) and National Afterschool Annual Membership for Program Specialist (\$200). (Total \$1,045).

- 8090 Conference and Meeting Expense
Funds Community Services Supervisor and Program Specialist to attend CPRS annual conference in 2025 (\$2,500) and trainings and seminars (\$300). (Total \$2,800)
- 8110 Equipment Maintenance
Office equipment maintenance (\$850). (Total \$850)
- 8120 Building Maintenance
Provides supplemental cleaning and minor building repairs at the Orange Grove Recreation Center including fire and security systems (\$2,200), key duplication (\$100). (Total \$2,300)
- 8180 Contract Services
Portable toilet service at the Skate Park (\$8,104), and Skate Park repairs (\$13,000). (Total \$21,104)
- 8264 Special Events
Spring Eggstravaganza (\$6,000), three Movies in the Park (\$10,800), two Shakespeare in the Park (\$7,500), Halloween (\$5,000), Breakfast with Santa (\$5,000), four Summer Concerts in the Park Series (\$20,000). (Total \$54,300)
- 8267 Classes
Payments to independent contract instructors for the quarterly tot, youth, and adult leisure classes within the Recreation Division. Instructors are generally reimbursed 65% of their total class revenue. The City retains 35%. Based upon prior years, it is estimated that leisure classes will generate \$200,000 next year. 65% of which is paid to independent contract instructors. (Total \$130,000)
- 8268 Camp Med
Camp Med school year and summer program supplies and trips; field trips (\$12,900). Camp med supplies and activities (\$7,800), Snacks (\$6,000), Summer pool usage (\$2,550), Program supplies (\$3,500), Purchase Outdoor Recreation Games (\$1,885), Camp Med t-shirts (\$4,000), First aid supplies (\$2,000), California Parks and Recreation training for part-time staff (\$2,000), Purchase participant cubbies (\$3,600), Provides funds for required First Aid/CPR training for staff (\$1,800), Monthly special events (\$1,000), Annual licensing for MPLC & BMI (\$910), Carpet cleaning (\$1,800), Staff jackets for After-School (\$1,500), Volunteer Shirts (\$500), Annual When2Work staff scheduling system (\$900), and provides funds to promote Camp Med after school care and summer programs (\$1,200), Subscriptions for Disney Plus (\$200). (Total \$56,045)

Acct	Tsk	Account Title	Actual 2020/21	Actual 2021/22	Actual 2022/23	Adopted 2023/24	Estimated 2023/24	Adopted 2024/25
7000	000	Salaries - Permanent	6,516	6,142	11,266	17,905	20,602	18,263
7070	000	Leave Buyback	-	-	-	-	-	-
7100	000	Retirement	2,265	6,152	3,771	2,374	2,741	2,431
7100	010	CalPERS UAL			-	5,282	5,329	6,114
7108	000	Deferred Compensation	303	61	117	179	206	183
7110	000	Workers Compensation	61	67	126	194	220	198
7130	000	Group Health Insurance	455	355	554	858	1,198	1,215
7140	000	Vision Insurance	5	7	11	16	20	16
7150	000	Dental Insurance	20	27	39	61	71	58
7160	000	Life Insurance	3	4	6	10	12	10
7170	000	FICA - Medicare	80	87	167	260	293	265
		<WAGES & BENEFITS>	9,708	12,902	16,056	27,139	30,693	28,754
8060	000	Dues & Memberships	3,495	-	-	-	-	-
8250	000	Bus Pass Subsidy	-	-	-	-	-	-
		<OPERATIONS & MAINTENANCE>	3,495	-	-	-	-	-
[205-2210] Prop "A" Administration Total			13,204	12,902	16,056	27,139	30,693	28,754

Budget Detail	PROP "A" –Local Transit Administration	205-8010-2210
----------------------	---	----------------------

Salaries – Regular Employees

Funds the partial compensation for the Community Services Director. Refer to the Appendix for a detailed allocation list.

Acct	Tsk	Account Title	Actual 2020/21	Actual 2021/22	Actual 2022/23	Adopted 2023/24	Estimated 2023/24	Adopted 2024/25
7000	000	Salaries - Permanent	11,817	14,577	18,286	26,858	48,735	27,395
7100	000	Retirement	4,723	13,326	7,376	3,561	6,475	3,646
7100	010	CalPERS UAL			-	7,922	7,993	9,171
7108	000	Deferred Compensation	778	145	190	269	487	274
7110	000	Workers Compensation	117	158	204	292	522	298
7130	000	Group Health Insurance	920	864	943	1,287	2,969	1,823
7140	000	Vision Insurance	11	18	18	25	50	25
7150	000	Dental Insurance	41	68	67	91	175	87
7160	000	Life Insurance	7	11	11	15	30	15
7170	000	FICA - Medicare	153	207	270	389	694	397
		<WAGES & BENEFITS>	18,568	29,375	27,365	40,709	68,131	43,131
8020	000	Misc. Supplies - Parking	2,915	-	1,815	10,700	7,550	10,700
8060	000	Dues & Memberships	2,425	6,187	6,668	13,170	10,000	13,170
8061	000	HOA Dues	20,762	15,572	17,302	32,041	25,000	32,041
8120	000	Building Maintenance	-	-	-	3,000	1,000	3,000
8132	000	Uniform Expense/Cleaning	-	-	-	-	-	-
8140	000	Utilities	-	-	-	-	-	-
8170	000	Professional Services	-	-	-	-	-	-
8180	000	Contract Services	33,496	33,583	67,686	88,600	88,350	111,316
8250	000	Bus Pass Subsidy	360	2,212	2,336	10,000	1,000	10,000
		<OPERATIONS & MAINTENANCE>	59,957	57,553	95,807	157,511	132,900	180,227
8520	000	Machinery & Equipment	64,500	-	-	-	-	-
8540	000	Automotive Equipment	-	-	175,843	-	-	246,362
		<CAPITAL OUTLAY>	64,500	-	175,843	-	-	246,362
[205-8024] Transit Planning Total			143,026	86,928	299,015	198,220	201,031	469,720

PROP "A" –TRANSIT PLANNING**Budget Detail****205-8024****PERSONNEL SERVICES**

- 7000 Salaries – Regular Employees
Provides partial compensation for the Community Services Director (20%).
Refer to the Appendix for a detailed allocation list.

OPERATIONS & MAINTENANCE

- 8020 Misc. Supplies - Parking
Provides funds for supplies and Maintenance of the Mission Meridian Parking Garage (\$4,500), Signage (\$2,000), internet connection for parking meters (\$1,100), and Maintenance of parking permit machine (\$3,100). Total (\$10,700)
- 8060 Dues & Memberships
Provides funds for a portion of membership to the Southern California Association of Governments (SCAG) (\$3,000), Arroyo Verdugo JPA (\$6,670), San Gabriel Valley COG (\$3,500). Total (\$13,170)
- 8061 Property Owners' Association Dues
Provides funds for the transit portion of the Mission Meridian Village Parking Garage's Property Owners' Association dues. Total (\$32,041)
- 8120 Building Maintenance
Safety improvements, fencing around stairwells, graffiti removal. Total (\$3,000)
- 8180 Contract Services
Buses for City excursions (\$35,600), janitorial Services for the Mission Meridian Village Parking Garage by Athens (\$14,168), bus stops maintenance costs (\$61,548). Total (\$111,316)
- 8250 Bus Pass Subsidy
Provides a portion of LTR "A" – Local Return Funds to subsidize 50% of the cost of monthly MTA passes for elderly and disabled South Pasadena residents. Total (\$10,000)
- 8250 Automotive Equipment
Purchase of two all-electric accessible vans for Dial-A-Ride. Total (\$246,362)

Acct	Tsk	Account Title	Actual 2020/21	Actual 2021/22	Actual 2022/23	Adopted 2023/24	Estimated 2023/24	Adopted 2024/25
7000	000	Salaries - Permanent	80,297	78,442	175,020	351,265	298,276	356,410
7010	000	Salaries - Temp / Part	28,063	42,295	52,804	97,022	33,014	24,126
7020	000	Overtime	17	618	1,729	5,000	1,692	5,000
7040	000	Holiday	3,814	1,297	111	2,035	453	1,723
7055	000	IOD - Non Safety	-	-	-	-	-	-
7070	000	Leave Buyback	-	-	-	-	-	-
7100	000	Retirement	17,576	40,579	57,248	36,271	33,124	37,102
7100	010	CalPERS UAL	-	-	-	47,190	47,613	52,040
7108	000	Deferred Compensation	4,313	(4,323)	1,353	3,513	3,041	3,564
7110	000	Workers Compensation	1,286	1,398	2,828	5,195	3,895	4,466
7120	000	Disability Insurance	3,029	-	-	-	1,588	-
7130	000	Group Health Insurance	17,459	13,200	30,451	54,570	42,796	47,840
7140	000	Vision Insurance	471	400	573	933	876	768
7150	000	Dental Insurance	842	1,205	2,016	3,405	3,117	2,734
7160	000	Life Insurance	198	165	254	470	430	470
7170	000	FICA - Medicare	1,692	2,510	5,164	12,516	5,465	7,014
<WAGES & BENEFITS>			159,057	177,785	329,550	619,385	475,381	543,258
8000	000	Office Supplies	-	-	-	4,000	3,500	2,000
8010	000	Postage	-	-	-	650	650	650
8020	000	Special Department Expense	-	-	-	9,300	8,800	7,000
8040	000	Advertising	-	-	-	1,000	-	1,000
8050	000	Printing/Duplicating	-	-	-	2,000	800	2,000
8060	000	Dues & Memberships	-	-	-	1,500	900	1,700
8090	000	Conference & Meeting Expense	-	-	-	2,000	1,000	2,000
8100	000	Vehicle Maintenance	-	-	-	61,000	40,000	54,000
8105	000	Fuel	-	7	-	5,000	3,000	3,000
8132	000	Uniform Expense/Cleaning	-	-	-	2,500	1,500	2,500
8140	000	Utilities	-	-	-	3,000	-	4,500
8170	000	Professional Services	-	-	-	30,000	30,000	-
8180	000	Contract Services	-	-	-	18,932	15,932	18,932
8200	000	Training Expense	-	-	-	2,000	1,000	2,000
8300	000	Lease Payment	-	-	-	648	648	-
<OPERATIONS & MAINTENANCE>			-	7	-	143,530	107,730	101,282
8520	000	Machinery & Equipment	-	-	-	-	-	-
8530	000	Computer Equipment	-	-	-	-	-	-
8540	000	Automotive Equipment	-	-	-	-	-	-
<CAPITAL OUTLAY>			-	-	-	-	-	-
[205-8025] Dial-A-Ride Total			159,057	177,792	329,550	762,915	583,111	644,540

PERSONNEL SERVICES7000 Full-Time Salaries

Provides partial compensation for the Deputy Director of Community Services, (75%) Management Analyst, Management Assistant, two (2) full-time Transit Drivers.

7010 Part-Time

Provides funds for three (3) part-time Transit Drivers and one (1) Management Intern

7020 Overtime

Provides overtime pay for after-hours relating to transit (\$5,000).

OPERATIONS & MAINTENANCE8000 Office Supplies

Office and miscellaneous supplies. Total (\$2,000)

8010 Postage

Postal expenses for Dial-a-Ride promotional mailers. Total (\$650)

8020 Special Department Expense

Minor equipment for vans (\$5,300), DMV pull notice program, DMV physicals for drivers, random drug testing (\$1,500), and fire extinguisher maintenance (\$200). Total (\$7,000)

8040 Advertising

Newspaper Advertising. Total (\$1,000)

8050 Printing/Duplicating

Forms, fliers, and mailers. Total (\$2,000)

8060 Dues & Memberships

Provides funds for the purchase of membership for The Community Transportation Association of America (CTAA) (\$700), The California Association for Coordinated Transportation (\$800), and Municipal Management Association of Southern California (\$200). Total (\$1,700)

8090 Conference& Meeting Expenses

Provides funds for Management Analyst to attend CALACT annual and the Federal Transit Administration Annual Drug and Alcohol National Conference. Total (\$2,000)

8100 Vehicle Maintenance

Funds repair and maintenance of one 2017 E450 (electric), one 2021 E450 (electric), one 2016 F250 CNG utility vehicle, and two 2012 MV-1 vans (\$36,000), CNG Station repairs and monthly maintenance (\$10,000) and van and vehicle cleaning (\$8,000). Total (\$54,000)

8105 Fuel

Fuel to operate Community Transit vehicles 2 CNG vehicles. Total (\$3,000)

8132 Uniform Maintenance

Provides for the purchase and replacement of uniforms and jackets. Total (\$2,500)

8140 Utilities

Provides funds for electricity required to charge 2 Plug-in Electric Vehicle (E450 passenger bus). Total (\$4,500)

8180 Contract Services

Annual Maintenance for data management system (\$14,932) Verizon Wi-Fi Jetpack data plan (\$1,000), technical support from Acorn Technology (\$3,000). Total (\$18,932)

8200 Employee Training

Provides funds for training seminars, materials, and job-related training sessions (\$2,000)

Acct	Tsk	Account Title	Actual 2020/21	Actual 2021/22	Actual 2022/23	Adopted 2023/24	Estimated 2023/24	Adopted 2024/25
7000	000	Salaries - Permanent	134,529	83,643	118,527	-	16,492	-
7000	100	Salaries - Permanent	-	35,372	(3,473)	-	-	-
7020	000	Overtime	-	148	1,927	-	658	-
7040	000	Holiday	5,648	2,536	-	-	454	-
7070	000	Leave Buyback	-	-	-	-	-	-
7100	000	Retirement	22,984	58,119	16,812	-	1,326	-
7100	010	CalPERS UAL	-	-	-	-	-	-
7108	000	Deferred Compensation	5,362	(5,197)	710	-	194	-
7110	000	Workers Compensation	1,951	1,665	1,380	-	197	-
7130	000	Group Health Insurance	20,382	9,720	8,977	-	2,865	-
7140	000	Vision Insurance	165	190	257	-	55	-
7150	000	Dental Insurance	610	482	966	-	196	-
7160	000	Life Insurance	99	49	122	-	30	-
7170	000	FICA - Medicare	1,964	1,739	1,801	-	278	-
<WAGES & BENEFITS>			193,693	188,465	148,005	-	22,744	-
8000	000	Office Supplies	921	277	1,932	-	-	-
8010	000	Postage	-	230	650	-	-	-
8020	000	Special Department Expense	2,044	5,415	4,848	-	-	-
8040	000	Advertising	-	-	-	-	-	-
8050	000	Printing/Duplicating	136	33	77	-	-	-
8060	000	Dues & Memberships	625	1,000	715	-	-	-
8090	000	Conference & Meeting Expense	-	1,026	-	-	-	-
8100	000	Vehicle Maintenance	24,686	30,554	43,686	-	-	-
8105	000	Fuel	952	3,250	5,341	-	-	-
8132	000	Uniform Expense/Cleaning	-	1,314	1,411	-	-	-
8140	000	Utilities	-	-	-	-	-	-
8180	000	Contract Services	12,866	11,185	14,008	-	-	-
8200	000	Training Expense	-	-	350	-	-	-
8300	000	Lease Payment	256	207	193	-	-	-
<OPERATIONS & MAINTENANCE>			42,485	54,490	73,212	-	-	-
8520	000	Machinery & Equipment	-	-	-	-	-	-
8540	000	Automotive Equipment	-	-	-	-	-	-
<CAPITAL OUTLAY>			-	-	-	-	-	-
[207-8025] Dial-A-Ride Total			236,178	242,954	221,218	-	22,744	-

Budget Detail	PROP "C" – DIAL A RIDE	207-8025
----------------------	-------------------------------	-----------------

All moved to 205 Prop A

			Actual	Actual	Actual	Adopted	Estimated	Adopted
Acct	Tsk	Account Title	2020/21	2021/22	2022/23	2023/24	2023/24	2024/25
8020	000	Special Department Expense	-	1,815	-	5,000	1,200	5,000
8060	000	Dues & Memberships	9,650	7,237	8,041	10,000	8,000	10,000
8170	000	Professional Services	-	-	-	-	-	-
<OPERATIONS & MAINTENANCE>			9,650	9,052	8,041	15,000	9,200	15,000
[226-2029] Mission Meridian Public Garage Total			9,650	9,052	8,041	15,000	9,200	15,000

Budget Detail	Mission Meridian Public Garage	226-2029
----------------------	---------------------------------------	-----------------

- 8020 Special Department Expense
Funds for supplies and maintenance of the Mission Meridian Parking Garage. Total (\$5,000)

- 8060 Property Owners' Association (POA) Dues
Funds a portion of the Mission Meridian Parking Garage's POA dues. Total (\$10,000)

Budget Detail	Mission Meridian Public Garage	226-2029
----------------------	---------------------------------------	-----------------

Moved to Prop A Transit Planning 205-8030-8024

			Actual	Actual	Actual	Adopted	Estimated	Adopted
Acct	Tsk	Account Title	2020/21	2021/22	2022/23	2023/24	2023/24	2024/25
8180	000	Contract Services	62,980	65,950	23,292	19,599	19,599	19,104
		<OPERATIONS & MAINTENANCE>	62,980	65,950	23,292	19,599	19,599	19,104
[260-8023] CDBG Senior Nutrition Prog Total			62,980	65,950	23,292	19,599	19,599	19,104

Budget Detail	CDBG Senior Nutrition Program	260-8023
---------------	-------------------------------	----------

OPERATIONS & MAINTENANCE

8180 Contract Services

Provides funds for contract catering of the senior nutrition program (\$77,610). Community Development Block Grant covers \$19,104 of the contract in grant funds, while the General Fund provides \$58,506 through the Senior Services budget. The revenue estimate is just over \$41,400 from serving approximately 13,800 meals. Overall, the City subsidizes \$17,106 for the nutrition program.

			Actual	Actual	Actual	Adopted	Estimated	Adopted
Acct	Tsk	Account Title	2020/21	2021/22	2022/23	2023/24	2023/24	2024/25
8000	000	Office Supplies	8,224	4,853	5,908	6,600	5,800	6,600
8010	000	Postage	392	163	260	200	450	200
8020	000	Special Department Expense	86,302	81,440	100,906	88,655	81,630	95,780
8040	000	Advertising	1,009	2,292	1,850	2,400	1,200	2,400
8120	000	Building Maintenance	10,184	13,036	24,052	24,300	23,000	33,800
8132	000	Uniform Expense/Cleaning	6,586	8,100	97	-	-	-
8140	000	Utilities	5,865	6,504	7,347	7,495	7,110	7,755
8150	000	Telephone	7,812	8,412	12,222	10,632	10,100	11,400
8170	000	Professional Services	139,500	172,987	100,000	101,996	101,996	101,996
8180	000	Contract Services	132,102	139,581	148,712	151,048	149,582	157,637
8191	000	Liability & Surety Bonds	50,403	69,529	133,125	67,800	78,000	96,000
8229	000	Taxes	1,039	975	1,213	1,250	1,200	1,250
8300	000	Lease Payment	5,028	5,103	5,296	5,280	4,850	5,400
<OPERATIONS & MAINTENANCE>			454,446	512,974	540,988	467,656	464,918	520,218
[295-8041] General Administration Total			454,446	512,974	540,988	467,656	464,918	520,218

Budget Detail	Arroyo Seco Golf Course - Administration	295-8041
----------------------	---	-----------------

OPERATIONS & MAINTENANCE

- 8000 Office Supplies
Provides funds for the purchase of office paper, computer supplies, meeting supplies, and miscellaneous supplies. Total (\$6,600)
- 8010 Postage
Postage for mailings. Total (\$200)
- 8020 Special Department Expense
Credit card, bank fees & charges (\$55,800) computer services (\$28,250) membership dues (\$480), licensing fee (\$1,150), Employee retention and incentives (\$10,100). Total (\$95,780)
- 8040 Advertising
Promotions and ads for Golf Course. Total (\$2,400)
- 8120 Building Maintenance
Maintenance (\$21,500) and Janitorial Supplies (\$10,800), Burglar alarm (\$1,500). Total (\$33,800)
- 8140 Utilities
Funds for Water (\$4,630), Gas and Electricity (\$3,125). Total (\$7,755)
- 8150 Telephone
Telephone and Internet services. Total (\$11,400)
- 8170 Professional Services
Administrative fee (\$98,000 a year) and consultant fees (\$3,996 a year). Total (\$101,996)
- 8180 Contract Services
Compensation for Manager and Starter. Total (\$157,637)
- 8191 Liabilities and Surety Bonds Liability
Insurances. Total (\$96,000)
- 8229 Taxes
Property taxes. Total (\$1,250)
- 8300 Lease Payment
Equipment and Lease payments. Total (\$5,400)

			Actual	Actual	Actual	Adopted	Estimated	Adopted
Acct	Tsk	Account Title	2020/21	2021/22	2022/23	2023/24	2023/24	2024/25
8020	000	Special Department Expense	63,333	67,441	64,746	18,400	18,400	17,500
8100	000	Vehicle Maintenance	7,090	11,056	14,392	31,800	22,050	51,500
8120	000	Building Maintenance	14,233	35,334	79,534	96,800	92,500	106,300
8130	000	Small Tools	322	12,734	8,902	10,200	7,500	9,000
8132	000	Uniform Expense/Cleaning	6,586	8,100	9,348	9,600	7,300	9,600
8140	000	Utilities	39,955	64,064	55,527	67,700	58,500	63,600
8150	000	Telephone	1,028	1,155	663	1,200	875	1,200
8180	000	Contract Services	246,075	223,249	228,366	266,890	263,000	278,368
<OPERATIONS & MAINTENANCE>			378,623	423,131	461,478	502,590	470,125	537,068
[295-8042] Golf Course Maintenance Total			378,623	423,131	461,478	502,590	470,125	537,068

Budget Detail	Arroyo Seco Golf Course - Course Maintenance	295-8042
----------------------	---	-----------------

OPERATIONS & MAINTENANCE

- 8020 Special Department Expense
Supplies (\$10,800), license and permits (\$3,300) and training (\$400), trees, shrubs, and flowers (3,000). Total (\$17,500)
- 8100 Vehicle Maintenance
Repairs to vehicles, carts, and equipment (\$36,000) oil and gas (\$15,500). Total (\$51,500)
- 8120 Building Maintenance
Maintenance (\$32,000) fertilizer seed and chemicals (\$49,500) sand gravel and top (\$10,000) and course irrigation repairs (\$14,800). Total (\$106,300)
- 8130 Small Tools
Purchase hand tools and lawn equipment. Total (\$9,000)
- 8132 Uniform Maintenance
Uniform cleaning. Total (\$9,600)
- 8140 Utilities
Funds for electricity. Total (\$63,600)
- 8150 Telephone
Funds for telephone. Total (\$1,200)
- 8180 Contract Services
Compensation for maintenance staff. Total (\$278,368)

			Actual	Actual	Actual	Adopted	Estimated	Adopted
Acct	Tsk	Account Title	2020/21	2021/22	2022/23	2023/24	2023/24	2024/25
8020	000	Special Department Expense	28,163	27,438	51,106	42,200	39,350	41,800
8120	000	Building Maintenance	6,676	11,420	14,675	10,800	8,500	12,000
8132	000	Uniform Expense/Cleaning	287	-	-	750	700	1,000
8180	000	Contract Services	108,078	123,548	131,308	128,725	115,000	152,459
		<OPERATIONS & MAINTENANCE>	143,203	162,405	197,089	182,475	163,550	207,259
[295-8043] Range Total			143,203	162,405	197,089	182,475	163,550	207,259

Budget Detail	Arroyo Seco Golf Course - Driving Range	295-8043
----------------------	--	-----------------

OPERATIONS & MAINTENANCE

- 8020 Special Department Expense
Range balls and mats (\$40,000) and supplies (\$1,800). Total (\$41,800)
- 8120 Building Maintenance
Maintenance of range, netting, and irrigation. Total (\$12,000)
- 8132 Uniform Maintenance
Uniform cleaning. Total (\$1,000)
- 8180 Contract Services
Compensation for maintenance staff and starter. Total. (\$152,459)

			Actual	Actual	Actual	Adopted	Estimated	Adopted
Acct	Tsk	Account Title	2020/21	2021/22	2022/23	2023/24	2023/24	2024/25
8020	000	Special Department Expense	4,174	2,169	6,470	4,200	2,500	4,200
8132	000	Uniform Expense/Cleaning	2,718	3,663	2,209	3,000	1,950	3,000
8180	000	Contract Services	121,678	97,662	118,201	71,850	87,500	138,496
<OPERATIONS & MAINTENANCE>			128,569	103,494	126,880	79,050	91,950	145,696
[295-8044] Golf Shop Total			128,569	103,494	126,880	79,050	91,950	145,696

Budget Detail	Arroyo Seco Golf Course - Golf Shop	295-8044
----------------------	--	-----------------

OPERATIONS & MAINTENANCE

- 8020 Special Department Expense
Clothing, gloves, and other supplies. Total (\$4,200)
- 8132 Uniform Maintenance
Uniform cleaning. Total (\$3,000)
- 8180 Contract Services
Compensation for Starter. Total (\$138,496)

			Actual	Actual	Actual	Adopted	Estimated	Adopted
Acct	Tsk	Account Title	2020/21	2021/22	2022/23	2023/24	2023/24	2024/25
8020	000	Special Department Expense	2,025	2,109	1,554	1,500	2,609	1,900
8120	000	Building Maintenance	4,557	2,615	3,419	1,200	3,500	2,400
8130	000	Small Tools	2,708	-	-	-	-	-
8180	000	Contract Services	9,556	10,584	9,620	10,616	11,500	16,970
<OPERATIONS & MAINTENANCE>			18,846	15,308	14,594	13,316	17,609	21,270
[295-8045] Food Service Total			18,846	15,308	14,594	13,316	17,609	21,270

Budget Detail	Arroyo Seco Golf Course - Food and Beverage	295-8045
----------------------	--	-----------------

OPERATIONS & MAINTENANCE

- 8020 Special Department Expense
License and permits. Total (\$1,900)

- 8120 Building Maintenance
Maintenance. Total (\$2,400)

- 8180 Contract Services
Compensation for restaurant staff. Total (\$16,970)

Full-Time Budgeted Positions

City Manager	2020/21	2021/22	2022/23	2023/24	2024/25
City Manager	1	1	1	1	1
Deputy City Manager	0	1	1	1	1
Assistant to the City Manager	1	1	1	1	1
Management Analyst	0	1	1	1	1
Executive Assistant	1	1	0	0	0
Administrative Secretary	0	0	1	1	1
Total Funded Positions	3	5	5	5	5
Management Services					
Management Services Director	0	1	1	1	1
Chief City Clerk	1	1	1	1	1
Human Resources Manager	1	0	0	0	0
Human Resources/Risk Manager	0	1	1	1	1
Principal Mgt. Analyst	0	0	0	0	0
Sr. Management Analyst	0	1	1	1	1
Management Analyst	2	2	2	0	0
Deputy City Clerk	1	1	1	1	1
Management Assistant	0	0	1	1	1
Sr. Human Resources Analyst	0	0	0	1	1
Human Resources Analyst	0	0	0	1	1
Total Funded Positions	5	7	8	8	8
Finance Department					
Finance Director	1	1	1	1	1
Deputy Finance Director/Controller	0	0	0	1	1
Finance Manager	1	1	1	1	1
Accounting Manager	1	1	1	0	0
Accountant	0	1	2	2	1
Management Analyst	0	0	2	2	2
Management Assistant	1	2	0	1	1
Accounting Technician	1	0	0	1	1
Total Funded Positions	5	6	7	9	8
Police Department					
Police Chief Deputy	1	1	1	1	1
Police Chief	0	0	1	1	1
Police Captain	0	0	0	0	0
Police Lieutenant	2	2	2	2	2
Police Sergeant	5	5	5	6	6
Police Corporal	6	6	6	6	6
Police Officer	20	20	21	21	21
Management Analyst	1	1	1	1	1
Senior Clerk	0	0	0	0	0
Support Services Assistant	0	0	0	0	0

Full-Time Budgeted Positions

Police Department cont.	2020/21	2021/22	2022/23	2023/24	2024/25
Police Clerk I	0	0	0	0	0
Police Clerk II	4	4	4	4	4
Police Assistant II (Rotational)	1	1	1	1	1
Police Assistant	8	8	8	9	8
Parking Control Officer	3	3	3	3	3
Administrative Secretary	0	0	0	0	0
Total Funded Positions	51	51	53	55	54
Fire Department					
Fire Chief	1	1	1	1	1
Division Chief	2	2	2	2	2
Fire Prevention Specialist	1	1	1	1	1
Fire Captain	3	3	3	3	3
Fire Engineer	6	6	6	6	6
Firefighter/Paramedic	9	9	9	9	9
Management Assistant	0	0	0	1	1
Total Funded Positions	22	22	22	23	23
Public Works Department					
Administrative/Engineering Division					
Public Works Director Deputy	1	1	1	1	1
Public Works Director	1	1	1	1	1
Deputy Director Water & Sustainability	1	1	0	0	0
Principal Engineer	0	0	0	1	1
Senior Civil Engineer	0	1	1	1	1
Associate Civil Engineer	1	1	1	1	1
Civil Engineering Assistant	1	1	1	1	1
Public Works Assistant	1	1	1	1	1
Public Works Inspector	1	2	2	2	2
Management Analyst	0	0	2	2	2
Management Assistant	1	1	1	1	1
Transportation Engineer	0	0	1	0	0
Transportation Program Manager	0	0	0	1	1
Operations & Maintenance Division					
Public Works Operations Manager	1	1	1	1	1
Facilities and Parks Supervisor	0	0	1	1	1
Parks Supervisor	1	1	1	0	0
Facilities Maintenance Supervisor	1	1	1	0	0
Street & Sewer Supervisor	1	1	1	1	1
Electrician	1	1	1	1	1
Senior Maintenance Worker	2	2	2	3	3
Building Maintenance Worker	2	2	2	2	2
Maintenance Worker I/II	5	5	6	6	6

Full-Time Budgeted Positions

Public Works cont.	2020/21	2021/22	2022/23	2023/24	2024/25
Environmental & Sustainability Division					
Environmental & Sustainability Manager	0	0	1	1	1
Water Conservation Analyst	1	1	0	0	0
Management Analyst	0	0	0	1	1
Water Division					
Water Operations Manager	1	1	1	1	1
Water Operations Supervisor	0	0	0	1	1
Senior Water Utility Worker	1	1	1	1	1
Senior Water Production/Treatment Operator	1	1	1	1	1
Water Production/Treatment Operator	2	2	2	2	2
Water Utility Worker I/II	5	5	5	5	5
Total Funded Positions	33	35	39	41	41
Community Development					
Community Development Director	1	1	1	1	1
Deputy Community Development Director	0	1	1	1	1
Planning Manager	0	1	1	1	1
Senior Management Analyst/Housing	0	0	1	1	1
Principal Management Analyst	2	1	0	0	0
Senior Planner	0	0	0	2	2
Associate Planner	1	3	3	2	2
Assistant Planner	0	1	1	1	1
Senior Community Improvement Coordinator	0	0	0	1	1
Community Improvement Coordinator	1	1	1	1	1
Film Liasion	1	1	1	1	1
Management Assistant	0	0	0	0	0
Administrative Secretary	1	1	1	0	0
Permit Counter Technician	0	0	1	1	1
Total Funded Positions	7	11	12	13	13
Library					
Library Director	1	1	1	1	1
Public Services Manager	1	1	1	1	1
Support Services Manager	1	1	1	1	1
Librarian	3	3	4	4	4
Library Technical Assistant	1	1	1	1	1
Library Clerk I	1	1	0	0	0
Library Clerk II	0	0	1	1	1
Adminsitratve Secretary	1	1	1	1	1
Total Funded Positions	9	9	10	10	10
Community Services					
Community Services Director Deputy	1	1	1	1	1
Community Services Director	0	1	1	1	1
Senior Services Supervisor	1	1	1	1	1

Full-Time Budgeted Positions

Community Services cont.	2020/21	2021/22	2022/23	2023/24	2024/25
Youth Services Supervisor	1	1	1	1	1
Management Analyst	1	1	1	1	1
Management Assistant	1	1	1	1	1
Community Services Coordinator	1	1	0	0	0
Management Aide	0	0	0	0	0
Program Specialist	1	1	1	1	1
Transportation Driver	2	2	2	2	2
Total Funded Positions	9	10	9	9	9

Total Full-Time Budgeted Positions	144	156	165	173	171
---	------------	------------	------------	------------	------------

Fiscal Year 2023-24 - Limited Term and Contract Retired Annuitants

Limited Term:

City Manager:	
Management Services:	1
Finance Department:	
Police Department:	1
Fire Department:	
Public Works:	
Community Development:	
Library:	
Community Services:	
Count: 2	

Contract Retired Annuitants:

City Manager:	1
Management Services:	3
Finance Department:	
Police Department:	1
Fire Department:	
Public Works:	
Community Development:	1
Library:	
Community Services:	
Count: 6	